

**GEORGIA PUBLIC SAFETY TRAINING CENTER  
MONTHLY REPORT  
April 2010**

**OPERATIONS**

A comparison of monthly and year-to-date training activities for FY 2010 and FY 2009 are summarized in the following tables that includes on-site and off-site programs. A more detailed graphic representation of year-to-date training activities is attached as a separate Acrobat Reader file entitled "Year-to-date Training Statistics – March."

**Total (On and Off Site)**

	<b>March 2010</b>	<b>March 2009</b>	<b>FY 2010 YTD</b>	<b>FY 2009 YTD</b>
Courses	190	196	1,475	1,972
Course Hours	6,711	6,547	57,312	77,176
Students	4,557	5,268	31,569	43,732
Contact Hours	152,896	149,636	1,322,946	1,782,559

**On-Campus**

	<b>March 2010</b>	<b>March 2009</b>	<b>FY 2010 YTD</b>	<b>FY 2009 YTD</b>
Courses	111	107	806	949
Course Hours	3,565	3,359	24,592	28,507
Students	2,981	3,103	19,621	23,056
Contact Hours	88,484	88,568	695,993	837,894

**Off-Campus**

	<b>March 2010</b>	<b>March 2009</b>	<b>FY 2010 YTD</b>	<b>FY 2009 YTD</b>
Courses	79	89	669	1,023
Course Hours	3,146	3,188	32,720	48,669
Students	1,576	2,165	11,948	20,676
Contact Hours	64,412	61,068	626,953	944,655

**BASIC TRAINING**

**Law Enforcement**

Basic Training Division conducts Basic Law Enforcement Training Courses throughout the state through our Regional and Contract Academy system. GPSTC has seven (7) regional and three (3) contract academies. The off-site academies also conduct Basic Jail Courses, Advanced/Intermediate Courses and In-service Courses. Our division is also responsible for the deliver of on-site Basic Jail, Driver Training and Basic Communications Courses.

**Contract Academies**

	<b>March 2010</b>	<b>March 2009</b>	<b>FY 2010 YTD</b>	<b>FY 2009 YTD</b>
Courses	10	8	62	63
Course Hours	1,136	992	6,511	6,696
Students	200	200	1,293	1,707
Contact Hours	23,373	48,360	134,427	416,704

**Regional Academies**

	<b>March 2010</b>	<b>March 2009</b>	<b>FY 2010 YTD</b>	<b>FY 2009 YTD</b>
Courses	44	32	329	283
Course Hours	2,260	1,926	17,767	20,842
Students	900	783	6,506	5,067
Contact Hours	54,493	99,722	412,127	414,392

**Basic Training Division – Forsyth Campus**

	<b>March 2010</b>	<b>March 2009</b>	<b>FY 2010 YTD</b>	<b>FY 2009 YTD</b>
Courses	14	12	78	51
Course Hours	372	394	2,359	1,720
Students	437	204	1,798	1,093
Contact Hours	8,932	8,876	51,647	40,286

**GEORGIA POLICE ACADEMY**

Georgia Police Academy Division conducts advanced and specialized training programs specific to law enforcement, such as criminal investigations, traffic accident reconstruction, firearms training, management/supervision, drug training, terrorism intelligence, and other specific police programs. The Coroners training program is also conducted through the Police Academy Division.

**Total (On and Off Site)**

	<b>March 2010</b>	<b>March 2009</b>	<b>FY 2010 YTD</b>	<b>FY 2009 YTD</b>
Courses	44	27	311	284
Course Hours	1,518	1,184	9,275	8,616
Students	1,232	746	7,522	6,478
Contact Hours	40,190	27,158	230,919	203,578

**Coroners' Training Council**

The Georgia Coroner's Training Council is administratively attached to the Training Center, and its members are appointed by the Board of Public Safety with the exception of the Council Secretary who is a designee of the Director of the Training Center. The Training Center delivers Basic and In-Service training for Coroners and Deputy Coroners and all training is conducted on a tuition basis. Under O.C.G.A. §45-16-6, during each calendar year, every coroner and deputy coroner is required to take a training course approved by the Georgia Coroner's Training Council and provided by the

Georgia Police Academy. To date, there are 154 Coroners and 232 Deputy Coroners certified by the Council. The table below reflects courses delivered on-site and off-site. There has been one (1) 24-hour In-Service course conducted off site in Savannah.

**Total (On and Off Site)**

	<b>March 2010 Courses</b>	<b>Courses YTD 2010</b>	<b>Students YTD 2010</b>
In-Service On-Site (24-hrs)	1	3	39
In-Service Off-Site (24-hrs)	1	1	61
Basic Programs (40-hrs)	0	0	0
<b>Total</b>	<b>2</b>	<b>4</b>	<b>100</b>

**GEORGIA FIRE ACADEMY**

Georgia Fire Academy Division conducts training for all fire departments in the state: career, volunteer and departments that are a combination of both. This includes the Basic Firefighter Course, Basic Structural Fire Control and advanced and specialized topics in areas such as technical rescue, hazardous materials, fire inspection, fire instructors, fire safety educators, incident management, supervision, management, leadership and other classes leading to certifications. These include the state certifications through the Firefighter Standards and Training Council and the national certifications through the Pro Board. The Fire Academy Division also manages the NIMS training grants for all disciplines in public safety and state government. Many courses are brought to the local fire departments at their site, traditionally over half the activity occurred off the GPSTC campus. The Fire Academy also operates seven (7) regional training buildings for conducting live fire exercises. These facilities are open to local departments for their use; when used for live fire, academy staff is sent from Forsyth to be on site. The table below reflects the On-Campus and Off-Campus delivery.

**Total (On and Off Site)**

	<b>March 2010</b>	<b>March 2009</b>	<b>FY 2010 YTD</b>	<b>FY 2009 YTD</b>
Courses	58	37	325	375
Course Hours	1,438	909	6,988	8,873
Students	1,109	677	6,793	7,716
Contact Hours	28,988	17,875	150,213	182,534

**Fire Station**

The Georgia Public Safety Training Center has a fully operational and compliant volunteer fire department located at the fire training facility on campus. This department is staffed with Fire Academy employees and inmate firefighters. The primary duty of the fire department is to support the fire training complex. In addition, the Center Fire Department responds to emergency calls on the GPSTC campus. We also have mutual aid agreements with Monroe County, City of Forsyth, Butts County, City of Jackson, Lamar County, City of Barnesville and the Georgia Diagnostic & Classification Prison. These agreements provide fire and emergency assistance on an as needed basis.

During the period of July 1, 2009 – March 31, 2010, a total of twenty-one (21) emergency calls were answered. Of these, eleven (11) were calls for emergency medical assistance on the GPSTC campus and ten (10) were requested standby for response on the GPSTC campus.

## INSTRUCTIONAL SERVICES DIVISION

The Instructional Services Division (ISD) conducts instructor and staff development training, manages the master course file system, and leads curriculum development and management efforts for the Center. We are responsible for the development and deployment of our online training initiative and we provide support for the training programs of other divisions through our multimedia services which include photography, videography, and training media development.

### **Total (On Campus and Online)**

	<b>March 2010</b>	<b>March 2009</b>	<b>FY 2010 YTD</b>	<b>FY 2009 YTD</b>
Courses	2	1	19	14
Course Hours	100	80	727	674
Students	25	18	359	172
Contact Hours	1,580	1,440	11,480	11,280

## TECHNICAL/FACILITY SCHEDULING

### **Registration**

Course Registration: The Training Center received and processed 16,828 applications for “open enrollment courses” during the period of July 1, 2009 – March 31, 2010. Of these applications, 12,078 or 71.8% were accommodated. Of the 4,750 applications not accommodated, 13 or 0.1% were scheduled to attend a future offering of the course for which they applied; 124 or 0.7% were rejected for failing to meet course prerequisites; and the remaining 4,613 or 27.4% were for classes that were either cancelled or at capacity, or the student/agency voluntarily cancelled the slot.

Dormitory: The Training Center dormitory consists of 256 rooms with 500 beds. During the period of July 1, 2009 – March 31, 2010, the Center received and processed 30,324 lodging requests for Sunday night through Thursday night lodging. Of these, 30,324 or 100% were accommodated in the Training Center Dormitory. The average “percent of capacity” rate was 31.3%.

<b>FY 2010</b>	<b>July</b>	<b>Aug</b>	<b>Sept</b>	<b>Oct</b>	<b>Nov</b>	<b>Dec</b>	<b>Jan</b>	<b>Feb</b>	<b>Mar</b>
<b>% of Capacity</b>	49%	42%	37%	42%	43%	37%	34%	33%	31%

Facility Requests: The Training Center received and processed 1,658 “on-campus facility requests” during the period of July 1, 2009 – March 31, 2010. Of these requests, 1,655 or 99.82% were accommodated. 1,060 or 73.58% of the facility requests were for training courses, while the remaining 437 or 26.42% were associated with meetings and conferences.

### **Computer Operations**

The Training Center’s Technology Operations continue to be responsive in updating all web content and materials, plus integrating the web-based registration system with the in-house student database. The web site can be found at [www.gpstc.georgia.gov](http://www.gpstc.georgia.gov). During the month of March, the web site had 798,831 hits by 9,986 different visitors. For FY 2010, the website has had 6,527,747 hits by 79,862 different visitors. Currently, the Center has issued 1,554 agency registration passwords and 16,482 individual student transcript passwords. During March, the Training Center processed 2,371 applications with 1,297 applications entered by agencies over the Internet.

### **Printing Operations**

The Training Center Print Shop provides a full complement of printing services to both resident and nonresident agencies. It is supervised by a Manager and staffed with inmate labor. Most of the printing is in the form of “quick copy” to be used as handout material in various training programs. However, there is a significant volume of printing in the form of manuals and booklets, which require covers and binding. The following table reflects monthly and year-to-date requests for printing and the number of impressions produced.

	<b>March 2010</b>	<b>March 2009</b>	<b>FY 2010 YTD</b>	<b>FY 2009 YTD</b>
Requests	253	190	1,812	1,874
Impressions	202,947	341,329	3,300,911	4,446,378

### **Media Services**

The Technical Services Section provides, as a priority, computer and audiovisual support for all classroom activities. These services include both on-site and off-site computer support for staff and instructors, computer support for two (2) on-site PC Labs, classroom setup, maintaining equipment, responding to technical problems, and assisting instructors with the proper use and application of the various A/V applications. Additionally, the section provides assistance with the documentation of classes with high liability potential. The following table presents the monthly and year-to-date activities.

<b>Technical Services</b>	<b>March 2010</b>	<b>March 2009</b>	<b>FY 2010 YTD</b>	<b>FY 2009 YTD</b>
PC Helpdesk Requests	28	61	364	457
A/V Service requests	141	236	1,850	1,859

## **SUPPORT SERVICES**

### **Food Service**

During March 2010, the Training Center’s Food Services operation provided 84,687 meals for students, staff, visitors, and inmates. On average the Center provided approximately 2,732 meals per day. Roughly 74% were provided for the inmate population at the Burruss Correctional Facility, 15% were provided for the inmate population at Monroe County Sheriff’s Department while the remaining 11% comprised cafeteria, banquet, and break activity.

### **Inmate Labor**

Of the 808 inmate beds at the Burruss Correctional Training Center, an average of 73 inmates was used by GPSTC in various labor positions each day during the month of March 2010. The use of this labor equates to 10,894 hours of inmate labor. Based on the assumption that this labor could have been obtained at the current minimum wage, a cost avoidance of \$78,983.00 was achieved.

### **Special Projects**

The Georgia Public Safety Training Center takes its stewardship role very seriously when dealing with Georgia’s natural resources. It was rewarding to learn that several of the State’s Water Conservation recommendations were already in place on our campus. As with any plan, communication, education, and action are key components. The Training Center has accepted the

“Governor’s Energy Challenge” and has re-energized its conversation efforts by working closely with utility providers, staff from the Georgia Environmental Facilities Authority and the GPSTC “Green” committee to reduce our energy consumption. We are tracking our utility usage and publishing the results to the Training Center staff through our quarterly Customer Service newsletter and provide reminders and conservation tips on our intranet website. During our student orientation at the start of each course, the coordinator solicits the help of the class to participate in the state’s energy conservation efforts. As always, the Center conducts training with resource conservation in mind.

<b>Physical Plant</b>	<b>March 2010</b>	<b>March 2009</b>	<b>FY 2010 YTD</b>	<b>FY 2009 YTD</b>
Water Usage (gals)	1,108,000	981,000	8,954,000	11,038,000
Natural Gas Usage (cf)	2,654,100	2,301,020	18,786,806	16,632,053
Electricity Usage (KwH)	486,676	461,377	4,463,485	4,665,062

### ADMINISTRATION

#### **Georgia Public Safety Memorial**

The Georgia Public Safety Memorial was dedicated on June 10, 1997, to honor those public safety officers killed in the line of duty. The Memorial Committee is comprised of public safety practitioners representing a comprehensive profile of public safety agencies in Georgia. The committee has established criteria for approving officers who have been killed in the line of duty for inclusion on the memorial. The committee makes their recommendation to the Georgia Board of Public Safety for final authorization for engraving the officer’s name on the memorial. To date, there have been 811 names of officers submitted to the committee for consideration. The status of those submitted is as follows:

Engraved	684
File - Name Only	26
File - Documentation	54
Denied	10
Not Qualified	3
Remanded	43
<b>Total</b>	<b>820</b>

In calendar year 2010, there have been two (2) line of duty deaths submitted to the Training Center:

David Dwayne Crawford	Carroll County Sheriff’s Office	February 12, 2010
Mike Vogt	Chattahoochee Hills Police Dept.	February 15, 2010

#### **Personnel**

The Training Center currently employs 160 full-time employees, 1 contract employee and 22 part-time employees. Of the full-time employee population, 47% are female and 18% are of minority ethnic origin. 22% of the instructional staff is minority, 8% by ethnic origin and 18% female. 30% of the Training Center’s management team is minority, 30% by gender and 0% by ethnic origin. Approximately 81% of Training Center employees are 40 years of age or older, 46% have completed two years or more of college and 72% have more than five (5) years of service with the state. The

median annual salary for Center employees is \$36,992 as opposed to \$29,399 for all state employees.<sup>1</sup>

### **Legal Issues**

The Training Center received three (3) requests under the Opens Records Act during March 2010 for student transcripts and training materials. These requests were handled in a timely manner.

---

<sup>1</sup>Based on figures provided by Georgia Merit System. Includes all full-time (at least 35 hours/wk), classified & unclassified employees. Does not include county school system, Board of Regents employees.

**GPSTC FY 2010  
QUARTERLY EXPENDITURE REPORT  
As of March 31, 2010**

	ADJ AOB	EXPENDITURES	BALANCE	YTD PCT EXP
--	---------	--------------	---------	-------------

**GEORGIA FIRE ACADEMY**

State Funds	\$1,260,831	\$817,224	\$443,607	65%
Revenue/Other Funds	\$74,564	\$52,721	\$21,843	71%
Federal Funds	\$1,153,184	\$253,456	\$899,728	22%
<b>FIRE ACADEMY - TOTAL FUNDS</b>	<b>\$2,488,579</b>	<b>\$1,123,401</b>	<b>\$1,365,178</b>	<b>45%</b>

**GEORGIA POLICE ACADEMY**

State Funds	\$1,239,419	\$837,199	\$402,220	68%
Revenue Funds	\$356,160	\$91,550	\$264,610	26%
Federal Funds	\$1,651,772	\$680,239	\$971,533	41%
<b>POLICE ACADEMY - TOTAL FUNDS</b>	<b>\$3,247,351</b>	<b>\$1,608,988</b>	<b>\$1,638,363</b>	<b>50%</b>

**GEORGIA PUBLIC SAFETY TRAINING CENTER**

State Funds	\$7,889,355	\$5,373,851	\$2,525,504	68%
Revenue/Other Funds	\$2,306,466	\$1,966,967	\$339,499	85%
Federal Funds	\$4,500	\$4,500	\$0	100%
<b>GPSTC - TOTAL FUNDS</b>	<b>\$10,210,321</b>	<b>\$7,345,318</b>	<b>\$2,865,003</b>	<b>72%</b>

TOTAL STATE FUNDS	\$10,399,605	\$7,028,275	\$3,371,330	68%
TOTAL REVENUE/OTHER FUNDS	\$2,737,190	\$2,111,238	\$625,952	77%
TOTAL FEDERAL FUNDS	\$2,809,456	\$938,195	\$1,871,261	33%
<b>TOTAL FUNDS</b>	<b>\$15,946,251</b>	<b>\$10,077,708</b>	<b>\$5,868,543</b>	<b>63%</b>

1. Through March of FY 2010, GPSTC's total state fund expenditure is 68% of the Governor's Recommended Budget of \$10,399,605.

FEDERAL FUND DETAIL/ GRANT TITLES	ADJ AOB	EXPENDITURES	BALANCE	YTD PCT	GRANT CLOSING DATE
GILEE	\$4,500	\$4,500	\$0	100%	12/31/2009
GEMA NIMS State	\$182,394	\$3,699	\$178,695	2%	02/28/2011
GEMA Strategic Anti-Terrorism	\$627,396	\$220,423	\$406,973	35%	02/28/2011
GEMA ODP NIMS Local	\$649,989	\$123,177	\$526,812	19%	02/28/2011
GEMA NIMS IMT	\$246,636	\$88,263	\$158,373	36%	02/28/2011
CJCC Narcotic	\$207,931	\$109,047	\$98,884	52%	06/30/2010
FEMA NFA Training	\$44,905	\$26,576	\$18,329	59%	09/14/2010
GOHS Drug Recognition	\$413,964	\$217,467	\$196,497	53%	09/30/2010
GOHS Speed Detection	\$46,369	\$23,776	\$22,620	51%	09/30/2010
Forestry Grant Federal Funds	\$29,260	\$11,740	\$17,520	40%	12/31/2010
CJCC VAW & Domestic Violence	\$240,085	\$109,526	\$130,559	46%	12/31/2010
Recovery Act	\$116,000	\$0	\$116,000	0%	09/30/2012
<b>TOTAL FEDERAL FUNDS</b>	<b>\$2,809,456</b>	<b>\$938,195</b>	<b>\$1,871,261</b>	<b>33%</b>	

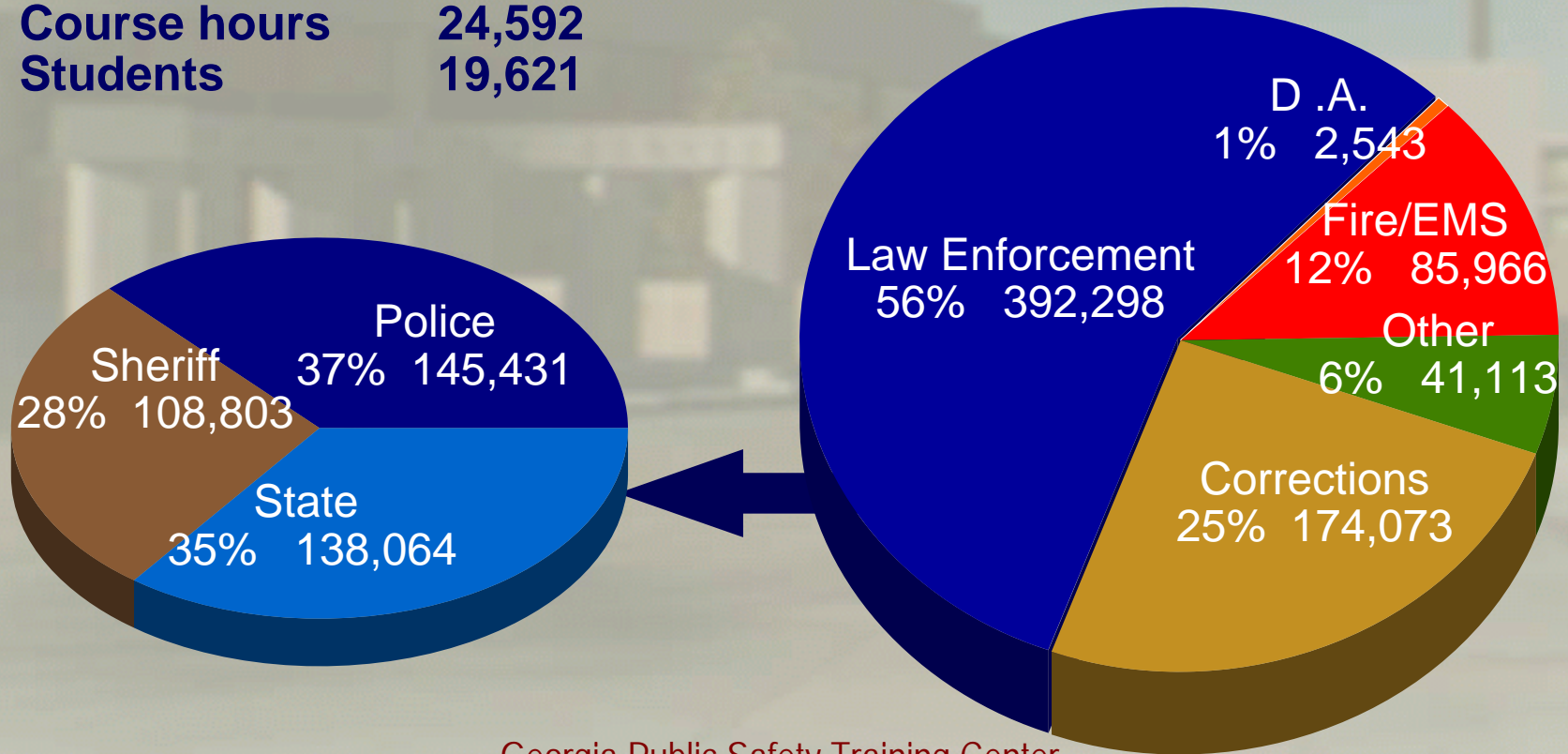
# **APPENDIX**

# On Campus Contact Hours

FY 2010 Year to Date  
July 1 - March 31

<b>Other Activity</b>	
<b>Courses</b>	<b>806</b>
<b>Course hours</b>	<b>24,592</b>
<b>Students</b>	<b>19,621</b>

**Total contact hours 695,993**



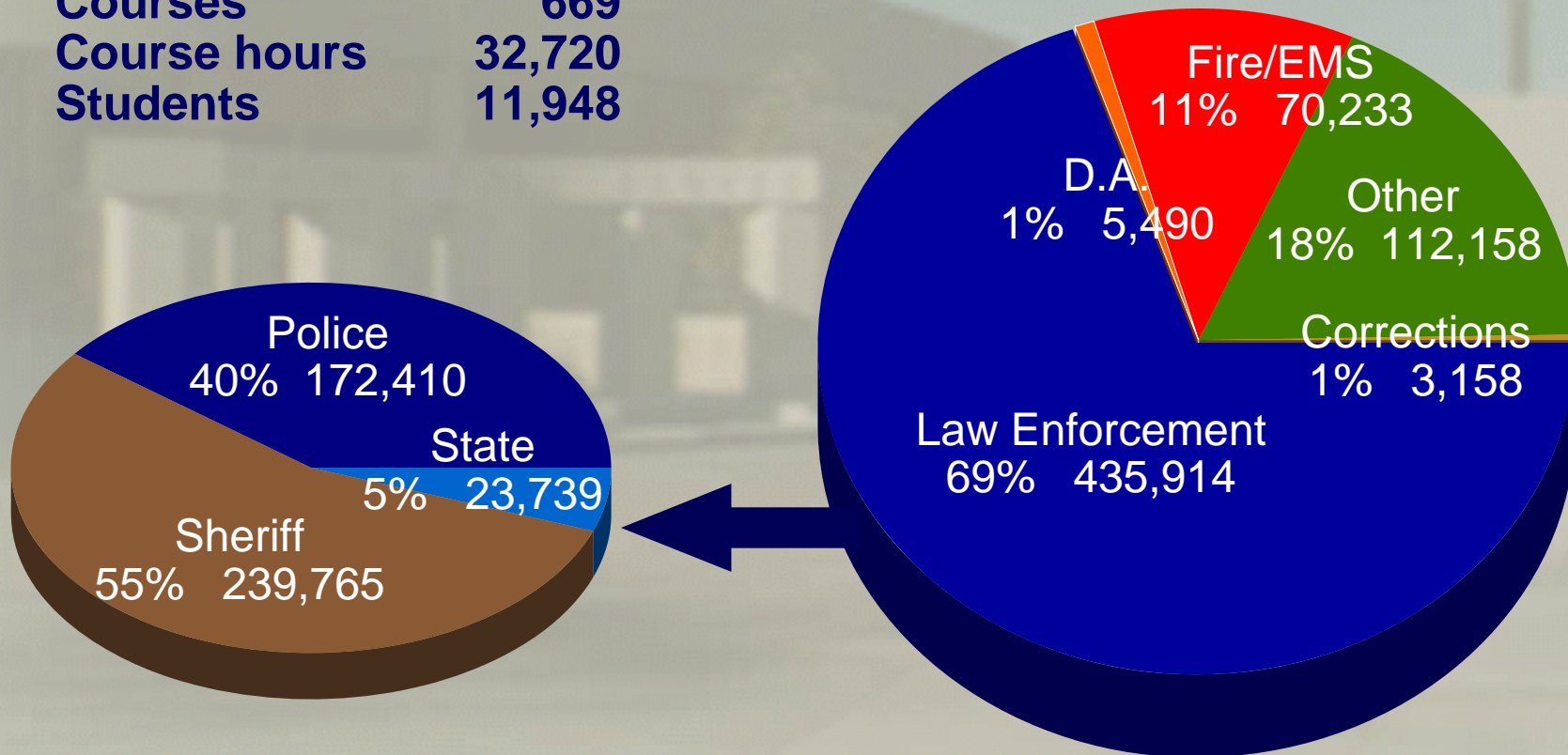
Georgia Public Safety Training Center

# Off Campus Contact Hours

FY 2010 Year to Date  
July 1 - March 31

Other Activity	
Courses	669
Course hours	32,720
Students	11,948

**Total contact hours 626,953**



Georgia Public Safety Training Center and Regional Academies

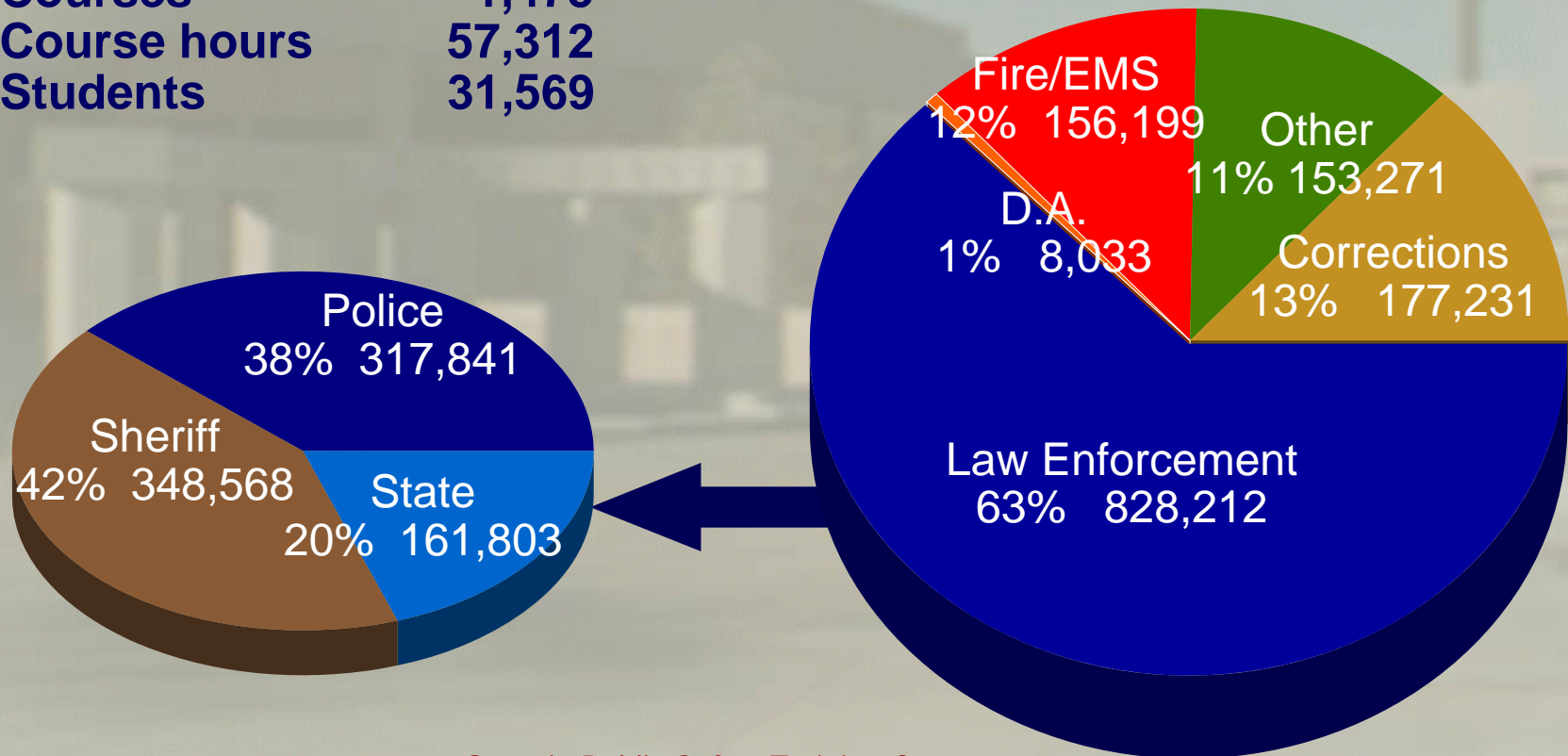
# Combined Contact Hours

FY 2010 Year to Date  
July 1 - March 31

---

<b>Other Activity</b>	
<b>Courses</b>	<b>1,475</b>
<b>Course hours</b>	<b>57,312</b>
<b>Students</b>	<b>31,569</b>

**Total contact hours 1,322,946**



Georgia Public Safety Training Center