

**GEORGIA PUBLIC SAFETY TRAINING CENTER
MONTHLY REPORT
October 2009**

OPERATIONS

A comparison of monthly and year-to-date training activities for FY 2010 and FY 2009 are summarized in the following tables that includes on-site and off-site programs. A more detailed graphic representation of year-to-date training activities is attached as a separate Acrobat Reader file entitled "Year-to-date Training Statistics – September."

Total (On and Off Site)

	September 2009	September 2008	FY 2010 YTD	FY 2009 YTD
Courses	229	282	530	972
Course Hours	9,411	13,098	24,719	43,524
Students	5,152	5,765	11,582	21,142
Contact Hours	211,088	263,635	594,028	998,530

On-Campus

	September 2009	September 2008	FY 2010 YTD	FY 2009 YTD
Courses	130	124	285	342
Course Hours	3,799	3,898	9,667	11,554
Students	2,994	2,987	7,037	8,534
Contact Hours	99,988	95,970	313,182	390,285

Off-Campus

	September 2009	September 2008	FY 2010 YTD	FY 2009 YTD
Courses	99	158	245	630
Course Hours	5,612	9,200	15,052	31,970
Students	2,158	2,778	4,545	12,608
Contact Hours	111,100	167,665	280,846	608,245

BASIC TRAINING

Law Enforcement

Basic Training Division conducts Basic Law Enforcement Training Courses throughout the state through our Regional and Contract Academy system. GPSTC has seven (7) regional and three (3) contract academies. The off-site academies also conduct Basic Jail Courses, Advanced/Intermediate Courses and In-service Courses. Our division is also responsible for the deliver of on-site Basic Jail, Driver Training and Basic Communications Courses.

Contract Academies

	September 2009	September 2008	FY 2010 YTD	FY 2009 YTD
Courses	9	12	19	27
Course Hours	992	1,520	2,184	2,936
Students	193	322	414	678
Contact Hours	21,343	40,648	45,959	114,824

Regional Academies

	September 2009	September 2008	FY 2010 YTD	FY 2009 YTD
Courses	49	42	124	110
Course Hours	2,170	2,172	6,256	6,598
Students	1,086	925	2,447	2,313
Contact Hours	55,896	155,712	146,284	397,300

Basic Training Division – Forsyth Campus

	September 2009	September 2008	FY 2010 YTD	FY 2009 YTD
Courses	9	11	24	18
Course Hours	232	274	751	530
Students	215	200	532	423
Contact Hours	5,512	6,086	15,504	10,454

GEORGIA POLICE ACADEMY

Georgia Police Academy Division conducts advanced and specialized training programs specific to law enforcement, such as criminal investigations, traffic accident reconstruction, firearms training, management/supervision, drug training, terrorism intelligence, and other specific police programs. The Coroners training program is also conducted through the Police Academy Division.

Total (On and Off Site)

	September 2009	September 2008	FY 2010 YTD	FY 2009 YTD
Courses	40	32	106	102
Course Hours	1,174	1,128	3,125	3,132
Students	987	799	2,535	2,442
Contact Hours	30,762	29,768	78,981	79,352

Coroners' Training Council

The Georgia Coroner's Training Council is administratively attached to the Training Center, and its members are appointed by the Board of Public Safety with the exception of the Council Secretary who is a designee of the Director of the Training Center. The Training Center delivers Basic and In-Service training for Coroners and Deputy Coroners and all training is conducted on a tuition basis. Under O.C.G.A. §45-16-6, during each calendar year, every coroner and deputy coroner is required to take a training course approved by the Georgia Coroner's Training Council and provided by the

Georgia Police Academy. To date, there are 154 Coroners and 246 Deputy Coroners certified by the Council. The table below reflects courses delivered on-site and off-site. There have been three (3) 24-hour In-service Course conducted off-sites: Savannah, Albany and Rome.

Total (On and Off Site)

	September 2009 Courses	Courses YTD 2009	Students YTD 2009
In-Service On-Site (24-hrs)	0	5	67
In-Service Off-Site (24-hrs)	1	3	133
Basic Programs (40-hrs)	1	1	18
Total	2	9	218

GEORGIA FIRE ACADEMY

Georgia Fire Academy Division conducts training for all fire departments in the state: career, volunteer and departments that are a combination of both. This includes the Basic Firefighter Course, Basic Structural Fire Control and advanced and specialized topics in areas such as technical rescue, hazardous materials, fire inspection, fire instructors, fire safety educators, incident management, supervision, management, leadership and other classes leading to certifications. These include the state certifications through the Firefighter Standards and Training Council and the national certifications through the Pro Board. The Fire Academy Division also manages the NIMS training grants for all disciplines in public safety and state government. Many courses are brought to the local fire departments at their site, traditionally over half the activity occurred off the GPSTC campus. The Fire Academy also operates seven (7) regional training buildings for conducting live fire exercises. These facilities are open to local departments for their use; when used for live fire, academy staff is sent from Forsyth to be on site. The table below reflects the On-Campus and Off-Campus delivery.

Total (On and Off Site)

	September 2009	September 2008	FY 2010 YTD	FY 2009 YTD
Courses	50	58	90	132
Course Hours	1,298	1,349	1,768	3,392
Students	1,038	1,055	2,153	2,612
Contact Hours	25,936	22,536	45,509	68,390

Fire Station

The Georgia Public Safety Training Center has a fully operational and compliant volunteer fire department located at the fire training facility on campus. This department is staffed with Fire Academy employees and inmate firefighters. The primary duty of the fire department is to support the fire training complex. In addition, the Center Fire Department responds to emergency calls on the GPSTC campus. We also have mutual aid agreements with Monroe County, City of Forsyth, Butts County, City of Jackson, Lamar County, City of Barnesville and the Georgia Diagnostic & Classification Prison. These agreements provide fire and emergency assistance on an as needed basis.

During the period of July 1, 2009 – September 30, 2009, a total of seven (7) emergency calls were answered. Of these, five (5) were calls for emergency medical assistance on the GPSTC campus, and two (2) was requested standby for response on the GPSTC campus.

TECHNICAL/FACILITY SCHEDULING

Registration

Course Registration: The Training Center received and processed 6,617 applications for “open enrollment courses” during the period of July 1, 2009 – September 30, 2009. Of these applications, 4,653 or 70.3% were accommodated. Of the 1,964 applications not accommodated, 0 or 0.0% were scheduled to attend a future offering of the course for which they applied; 52 or 0.8% were rejected for failing to meet course prerequisites; and the remaining 1,912 or 28.9% were for classes that were either cancelled or at capacity, or the student/agency voluntarily cancelled the slot.

Dormitory: The Training Center dormitory consists of 256 rooms with 500 beds. During the period of July 1, 2009 – September 30, 2009, the Center received and processed 12,081 lodging requests for Sunday night through Thursday night lodging. Of these, 12,081 or 100% were accommodated in the Training Center Dormitory. The average “percent of capacity” rate was 36.7%.

FY 2010	July	Aug	Sept
% of Capacity	49%	42%	37%

Facility Requests: The Training Center received and processed 586 “on-campus facility requests” during the period of July 1, 2009 – September 30, 2009. Of these requests, 585 or 99.83% were accommodated. 430 or 73.55% of the facility requests were for training courses, while the remaining 155 or 26.45% were associated with meetings and conferences.

Computer Operations

The Training Center’s Technology Operations continue to be responsive in updating all web content and materials, plus integrating the web-based registration system with the in-house student database. The web site can be found at www.gpstc.georgia.gov. During the month of September, the web site had 711,303 hits by 8,442 different visitors. For FY 2010, the website has had 2,124,900 hits by 25,428 different visitors. Currently, the Center has issued 1,501 agency registration passwords and 15,613 individual student transcript passwords. During September, the Training Center processed 1,738 applications with 997 applications entered by agencies over the Internet.

Printing Operations

The Training Center Print Shop provides a full complement of printing services to both resident and nonresident agencies. It is supervised by a Manager and staffed with inmate labor. Most of the printing is in the form of “quick copy” to be used as handout material in various training programs. However, there is a significant volume of printing in the form of manuals and booklets, which require covers and binding. The following table reflects monthly and year-to-date requests for printing and the number of impressions produced.

	September 2009	September 2008	FY 2010 YTD	FY 2009 YTD
Requests	197	144	579	602
Impressions	339,152	258,736	1,579,014	1,659,327

Media Services

The Technical Services Section provides, as a priority, computer and audiovisual support for all classroom activities. These services include both on-site and off-site computer support for staff and

instructors, computer support for two (2) on-site PC Labs, classroom setup, maintaining equipment, responding to technical problems, and assisting instructors with the proper use and application of the various A/V applications. Additionally, the section provides assistance with the documentation of classes with high liability potential. The following table presents the monthly and year-to-date activities.

Technical Services	September 2009	September 2008	FY 2010 YTD	FY 2009 YTD
PC Helpdesk Requests	41	53	138	169
A/V Service requests	220	187	633	694

SUPPORT SERVICES

Food Service

During September 2009, the Training Center’s Food Services operation provided 78,997 meals for students, staff, visitors, and inmates. On average the Center provided approximately 2,633 meals per day. Roughly 70% were provided for the inmate population at the Burruss Correctional Facility, 16% were provided for the inmate population at Monroe County Sheriff’s Department while the remaining 14% comprised cafeteria, banquet, and break activity.

Inmate Labor

Of the 710 inmates housed at the Burruss Correctional Facility, approximately 186 are used by the Center in various labor positions each day. More precisely, the Center used 16,853 hours of inmate labor during September 2009. Based on the assumption that this labor could have been obtained at the current minimum wage, a salary savings of \$122,180.63 was achieved. For Fiscal Year 2010 this has represented a cost savings of \$379,357.52.

Special Projects

The Georgia Public Safety Training Center takes its stewardship role very seriously when dealing with Georgia’s natural resources. It was rewarding to learn that several of the State’s Water Conservation recommendations were already in place on our campus. As with any plan, communication, education, and action are key components. The Training Center is in the process of replacing older fixtures with newer, low flow models. We are tracking water savings and publishing the results to the Training Center staff through our monthly Customer Service newsletter and provide reminders and conservation tips on our intranet website. During our student orientation at the start of each course, the coordinator will solicit the help of the class to participating in the state’s water conservation efforts. As always, the Center conducts training with resource conservation in mind.

Physical Plant	September 2009	September 2008	FY 2010 YTD	FY 2009 YTD
Water Usage	1,110,000	1,623,700	3,874,000	5,398,700

ADMINISTRATION

Georgia Public Safety Memorial

The Georgia Public Safety Memorial was dedicated on June 10, 1997, to honor those public safety officers killed in the line of duty. The Memorial Committee is comprised of public safety practitioners representing a comprehensive profile of public safety agencies in Georgia. The committee has established criteria for approving officers who have been killed in the line of duty for inclusion on the memorial. The committee makes their recommendation to the Georgia Board of Public Safety for final authorization for engraving the officer's name on the memorial. To date, there have been 811 names of officers submitted to the committee for consideration. The status of those submitted is as follows:

Engraved	680
File - Name Only	26
File - Documentation	54
Denied	10
Not Qualified	3
Remanded	38
Total	811

In calendar year 2009, there have been two (2) line of duty deaths submitted to the Training Center:

Derek North	Stockton-Lanier Co. VFD	February 23, 2009
Terrell "Terry" Lee Adams	Tifton Police Department	April 22, 2009

Personnel

The Training Center currently employs 160 full-time employees, 1 contract employee and 24 part-time employees. Of the full-time employee population, 48% are female and 18% are of minority ethnic origin. 24% of the instructional staff is minority, 8% by ethnic origin and 16% female. 33% of the Training Center's management team is minority, 33% by gender and 0% by ethnic origin. Approximately 78% of Training Center employees are 40 years of age or older, 46% have completed two years or more of college and 65% have more than five (5) years of service with the state. The median annual salary for Center employees is \$37,000 as opposed to \$29,399 for all state employees.¹

Legal Issues

The Training Center received two (2) requests under the Opens Records Act during September 2009 for training materials. All requests were handled in a timely manner.

¹Based on figures provided by Georgia Merit System. Includes all full-time (at least 35 hours/wk), classified & unclassified employees. Does not include county school system, Board of Regents employees.

**GPSTC FY 2010
QUARTERLY EXPENDITURE REPORT
As of September 30, 2009**

	ADJ AOB	EXPENDITURES	BALANCE	YTD PCT EXP
GEORGIA FIRE ACADEMY				
State Funds	\$1,258,901	\$280,532	\$978,369	22%
Revenue/Other Funds	\$67,327	\$13,587	\$53,740	20%
Federal Funds	\$818,048	\$94,236	\$723,812	12%
FIRE ACADEMY - TOTAL FUNDS	\$2,144,276	\$388,355	\$1,755,921	18%

GEORGIA POLICE ACADEMY				
State Funds	\$1,236,748	\$269,014	\$967,734	22%
Revenue Funds	\$354,160	\$35,990	\$318,170	10%
Federal Funds	\$1,005,494	\$243,148	\$762,346	24%
POLICE ACADEMY - TOTAL FUNDS	\$2,596,402	\$548,153	\$2,048,249	21%

GEORGIA PUBLIC SAFETY TRAINING CENTER				
State Funds	\$7,887,410	\$1,881,475	\$6,005,935	24%
Revenue/Other Funds	\$1,703,500	\$480,789	\$1,222,711	28%
Federal Funds	\$0	\$0	\$0	0%
GPSTC - TOTAL FUNDS	\$9,590,910	\$2,362,264	\$7,228,646	25%

TOTAL STATE FUNDS	\$10,383,059	\$2,431,020	\$7,952,039	23%
TOTAL REVENUE/OTHER FUNDS	\$2,124,987	\$530,366	\$1,594,621	25%
TOTAL FEDERAL FUNDS	\$1,823,542	\$337,384	\$1,486,158	19%
TOTAL FUNDS	\$14,331,588	\$3,298,771	\$11,032,817	23%

1. Through September of FY 2010, GPSTC's total state fund expenditure is 23% of the Governor's Recommended Budget of \$10,383,059 (reflects 5% withhold and furlough).

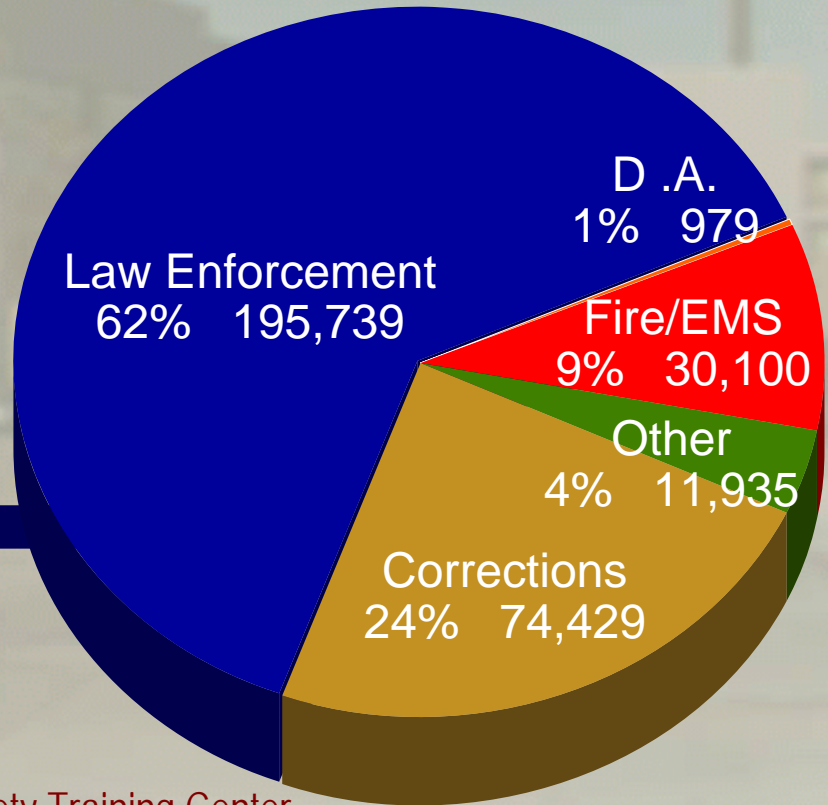
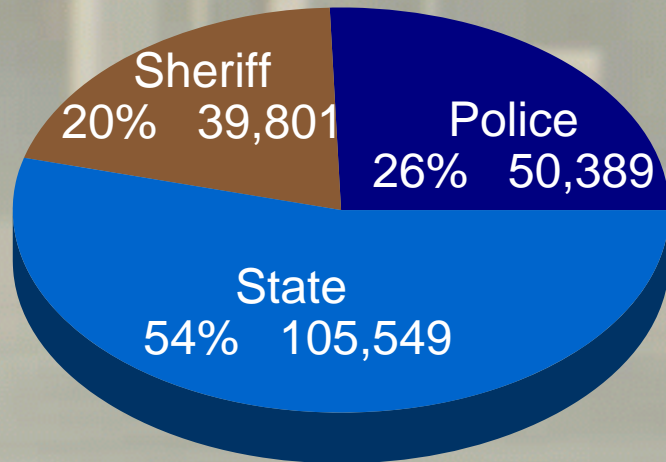
FEDERAL FUND DETAIL/ GRANT TITLES	ADJ AOB	EXPENDITURES	BALANCE	YTD PCT	GRANT CLOSING DATE
FEMA NFA Training	\$45,350	\$16,891	\$28,459	37%	09/14/2009
GOHS Drug Recognition	\$346,555	\$72,900	\$273,655	21%	09/30/2009
Forestry Grant Federal Funds	\$31,740	\$3,220	\$28,520	10%	12/31/2009
GOHS Speed Detection	\$40,025	\$8,973	\$31,052	22%	09/30/2009
GEMA NIMS State	\$184,153	\$0	\$184,153	0%	02/28/2010
GEMA Strategic Anti-Terrorism	\$361,509	\$72,514	\$288,995	20%	02/28/2010
GEMA ODP NIMS Local	\$310,169	\$42,969	\$267,200	14%	02/28/2009
GEMA NIMS IMT	\$246,636	\$31,156	\$215,480	13%	02/28/2010
CJCC Narcotic	\$90,003	\$45,969	\$44,034	51%	06/30/2010
CJCC VAW & Domestic Violence	\$167,402	\$42,792	\$124,610	26%	12/31/2010
TOTAL FEDERAL FUNDS	\$1,823,542	\$337,384	\$1,486,158	19%	

APPENDIX

On Campus Contact Hours

FY 2010 Year to Date
July 1 - September 30

Other Activity	Total contact hours	313,182
Courses	285	
Course hours	9,667	
Students	7,037	



Georgia Public Safety Training Center

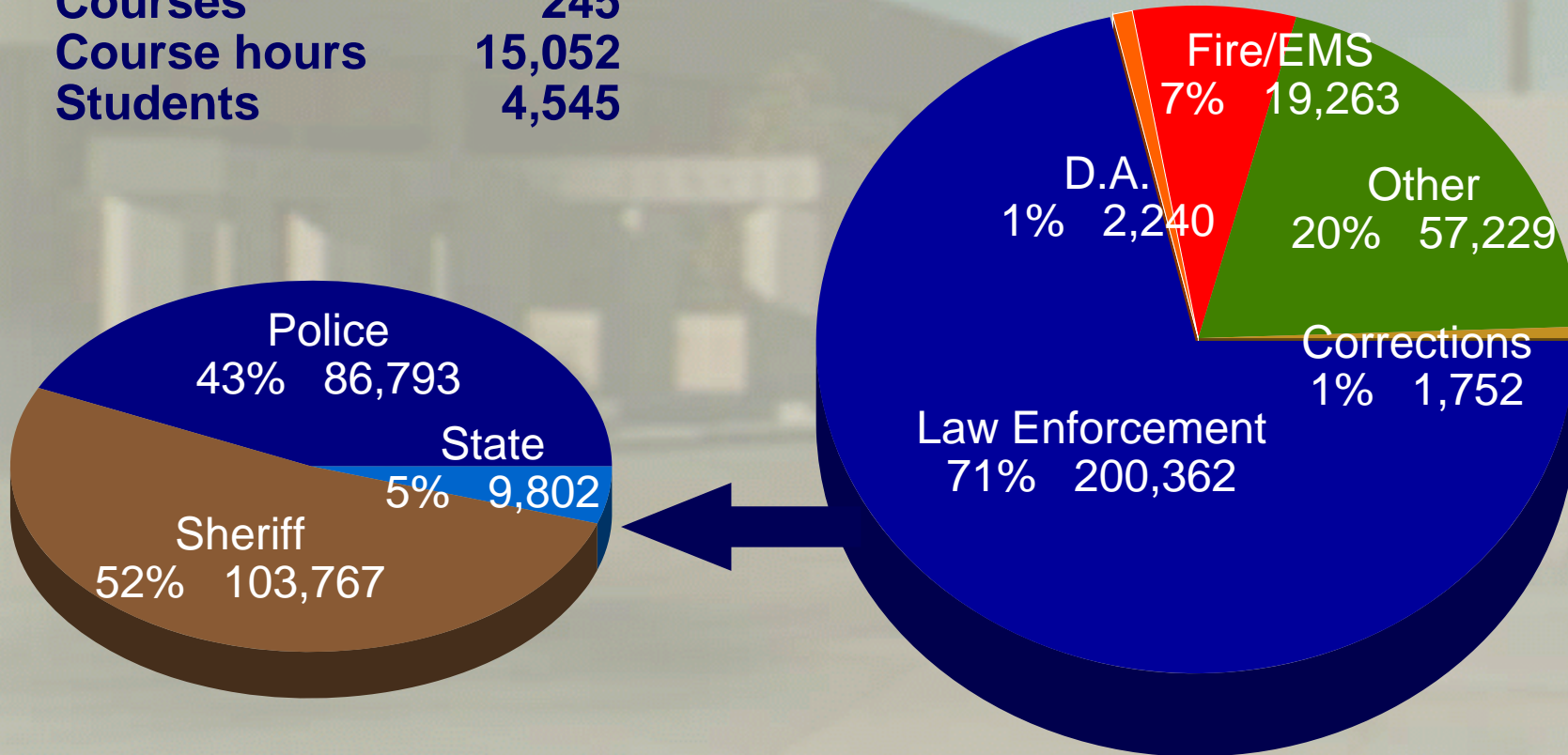
Off Campus Contact Hours

FY 2010 Year to Date
July 1 - September 30

Other Activity

Courses	245
Course hours	15,052
Students	4,545

Total contact hours 280,846



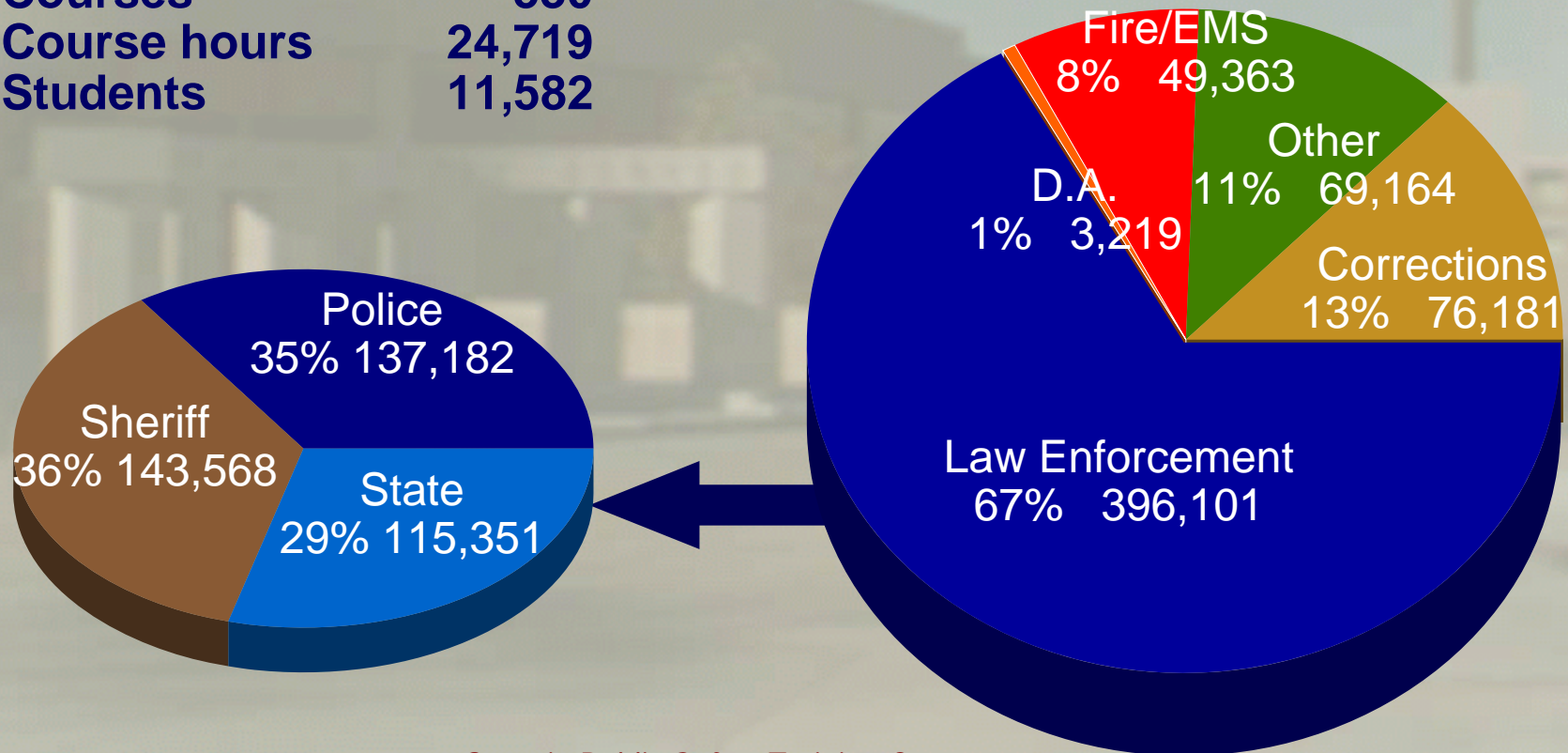
Georgia Public Safety Training Center and Regional Academies

Combined Contact Hours

FY 2010 Year to Date
July 1 - September 30

Other Activity	
Courses	530
Course hours	24,719
Students	11,582

Total contact hours 594,028



Georgia Public Safety Training Center