

**GEORGIA PUBLIC SAFETY TRAINING CENTER
MONTHLY REPORT
November 2009**

OPERATIONS

A comparison of monthly and year-to-date training activities for FY 2010 and FY 2009 are summarized in the following tables that includes on-site and off-site programs. A more detailed graphic representation of year-to-date training activities is attached as a separate Acrobat Reader file entitled "Year-to-date Training Statistics – October."

Total (On and Off Site)

	October 2009	October 2008	FY 2010 YTD	FY 2009 YTD
Courses	180	219	710	1,191
Course Hours	5,358	6,007	30,077	49,531
Students	3,764	4,634	15,346	25,776
Contact Hours	136,007	145,128	730,035	1,143,658

On-Campus

	October 2009	October 2008	FY 2010 YTD	FY 2009 YTD
Courses	97	130	382	472
Course Hours	2,711	3,907	12,378	15,461
Students	2,318	2,848	9,355	11,382
Contact Hours	85,375	98,216	398,557	488,501

Off-Campus

	October 2009	October 2008	FY 2010 YTD	FY 2009 YTD
Courses	83	89	328	719
Course Hours	2,647	2,100	17,699	34,070
Students	1,446	1,786	5,991	14,394
Contact Hours	50,632	46,912	331,478	655,157

BASIC TRAINING

Law Enforcement

Basic Training Division conducts Basic Law Enforcement Training Courses throughout the state through our Regional and Contract Academy system. GPSTC has seven (7) regional and three (3) contract academies. The off-site academies also conduct Basic Jail Courses, Advanced/Intermediate Courses and In-service Courses. Our division is also responsible for the deliver of on-site Basic Jail, Driver Training and Basic Communications Courses.

Contract Academies

	October 2009	October 2008	FY 2010 YTD	FY 2009 YTD
Courses	7	7	26	34
Course Hours	712	1,000	2,896	3,939
Students	155	187	569	965
Contact Hours	17,480	24,824	63,439	139,648

Regional Academies

	October 2009	October 2008	FY 2010 YTD	FY 2009 YTD
Courses	41	42	165	152
Course Hours	2,367	2,679	8,623	9,277
Students	769	782	3,216	3,095
Contact Hours	52,751	167,390	199,035	564,690

Basic Training Division – Forsyth Campus

	October 2009	October 2008	FY 2010 YTD	FY 2009 YTD
Courses	7	15	31	33
Course Hours	256	288	1,007	818
Students	144	146	676	569
Contact Hours	5,232	11,280	20,736	21,734

GEORGIA POLICE ACADEMY

Georgia Police Academy Division conducts advanced and specialized training programs specific to law enforcement, such as criminal investigations, traffic accident reconstruction, firearms training, management/supervision, drug training, terrorism intelligence, and other specific police programs. The Coroners training program is also conducted through the Police Academy Division.

Total (On and Off Site)

	October 2009	October 2008	FY 2010 YTD	FY 2009 YTD
Courses	31	36	137	138
Course Hours	1,000	1,074	4,125	4,206
Students	783	733	3,318	3,175
Contact Hours	25,176	22,582	104,157	101,934

Coroners' Training Council

The Georgia Coroner's Training Council is administratively attached to the Training Center, and its members are appointed by the Board of Public Safety with the exception of the Council Secretary who is a designee of the Director of the Training Center. The Training Center delivers Basic and In-Service training for Coroners and Deputy Coroners and all training is conducted on a tuition basis. Under O.C.G.A. §45-16-6, during each calendar year, every coroner and deputy coroner is required to take a training course approved by the Georgia Coroner's Training Council and provided by the

Georgia Police Academy. To date, there are 154 Coroners and 246 Deputy Coroners certified by the Council. The table below reflects courses delivered on-site and off-site. There have been three (3) 24-hour In-service Course conducted off-sites: Savannah, Albany and Rome.

Total (On and Off Site)

	October 2009 Courses	Courses YTD 2009	Students YTD 2009
In-Service On-Site (24-hrs)	1	6	117
In-Service Off-Site (24-hrs)	0	3	133
Basic Programs (40-hrs)	0	1	18
Total	1	10	268

GEORGIA FIRE ACADEMY

Georgia Fire Academy Division conducts training for all fire departments in the state: career, volunteer and departments that are a combination of both. This includes the Basic Firefighter Course, Basic Structural Fire Control and advanced and specialized topics in areas such as technical rescue, hazardous materials, fire inspection, fire instructors, fire safety educators, incident management, supervision, management, leadership and other classes leading to certifications. These include the state certifications through the Firefighter Standards and Training Council and the national certifications through the Pro Board. The Fire Academy Division also manages the NIMS training grants for all disciplines in public safety and state government. Many courses are brought to the local fire departments at their site, traditionally over half the activity occurred off the GPSTC campus. The Fire Academy also operates seven (7) regional training buildings for conducting live fire exercises. These facilities are open to local departments for their use; when used for live fire, academy staff is sent from Forsyth to be on site. The table below reflects the On-Campus and Off-Campus delivery.

Total (On and Off Site)

	October 2009	October 2008	FY 2010 YTD	FY 2009 YTD
Courses	40	53	130	185
Course Hours	814	1,399	2,582	4,791
Students	704	1,250	2,857	3,862
Contact Hours	14,990	28,210	60,499	96,600

Fire Station

The Georgia Public Safety Training Center has a fully operational and compliant volunteer fire department located at the fire training facility on campus. This department is staffed with Fire Academy employees and inmate firefighters. The primary duty of the fire department is to support the fire training complex. In addition, the Center Fire Department responds to emergency calls on the GPSTC campus. We also have mutual aid agreements with Monroe County, City of Forsyth, Butts County, City of Jackson, Lamar County, City of Barnesville and the Georgia Diagnostic & Classification Prison. These agreements provide fire and emergency assistance on an as needed basis.

During the period of July 1, 2009 – October 31, 2009, a total of ten (10) emergency calls were answered. Of these, seven (7) were calls for emergency medical assistance on the GPSTC campus, and three (3) was requested standby for response on the GPSTC campus.

TECHNICAL/FACILITY SCHEDULING

Registration

Course Registration: The Training Center received and processed 8,228 applications for “open enrollment courses” during the period of July 1, 2009 – October 31, 2009. Of these applications, 5,841 or 71% were accommodated. Of the 2,387 applications not accommodated, 13 or 0.2% were scheduled to attend a future offering of the course for which they applied; 66 or 0.7% were rejected for failing to meet course prerequisites; and the remaining 2,308 or 28.1% were for classes that were either cancelled or at capacity, or the student/agency voluntarily cancelled the slot.

Dormitory: The Training Center dormitory consists of 256 rooms with 500 beds. During the period of July 1, 2009 – October 31, 2009, the Center received and processed 18,137 lodging requests for Sunday night through Thursday night lodging. Of these, 18,137 or 100% were accommodated in the Training Center Dormitory. The average “percent of capacity” rate was 42%.

FY 2010	July	Aug	Sept	Oct
% of Capacity	49%	42%	37%	42%

Facility Requests: The Training Center received and processed 821 “on-campus facility requests” during the period of July 1, 2009 – October 31, 2009. Of these requests, 820 or 99.88% were accommodated. 604 or 73.69% of the facility requests were for training courses, while the remaining 216 or 26.31% were associated with meetings and conferences.

Computer Operations

The Training Center’s Technology Operations continue to be responsive in updating all web content and materials, plus integrating the web-based registration system with the in-house student database. The web site can be found at www.gpstc.georgia.gov. During the month of October, the web site had 697,944 hits by 8,246 different visitors. For FY 2010, the website has had 2,822,844 hits by 33,674 different visitors. Currently, the Center has issued 1,501 agency registration passwords and 15,747 individual student transcript passwords. During October, the Training Center processed 1,503 applications with 848 applications entered by agencies over the Internet.

Printing Operations

The Training Center Print Shop provides a full complement of printing services to both resident and nonresident agencies. It is supervised by a Manager and staffed with inmate labor. Most of the printing is in the form of “quick copy” to be used as handout material in various training programs. However, there is a significant volume of printing in the form of manuals and booklets, which require covers and binding. The following table reflects monthly and year-to-date requests for printing and the number of impressions produced.

	October 2009	October 2008	FY 2010 YTD	FY 2009 YTD
Requests	195	311	774	913
Impressions	369,470	523,388	1,948,484	2,182,715

Media Services

The Technical Services Section provides, as a priority, computer and audiovisual support for all classroom activities. These services include both on-site and off-site computer support for staff and

instructors, computer support for two (2) on-site PC Labs, classroom setup, maintaining equipment, responding to technical problems, and assisting instructors with the proper use and application of the various A/V applications. Additionally, the section provides assistance with the documentation of classes with high liability potential. The following table presents the monthly and year-to-date activities.

Technical Services	October 2009	October 2008	FY 2010 YTD	FY 2009 YTD
PC Helpdesk Requests	37	65	175	234
A/V Service requests	277	237	910	931

SUPPORT SERVICES

Food Service

During October 2009, the Training Center's Food Services operation provided 91,751 meals for students, staff, visitors, and inmates. On average the Center provided approximately 2,960 meals per day. Roughly 63% were provided for the inmate population at the Burruss Correctional Facility, 14% were provided for the inmate population at Monroe County Sheriff's Department while the remaining 23% comprised cafeteria, banquet, and break activity.

Inmate Labor

Of the 710 inmates housed at the Burruss Correctional Facility, approximately 186 are used by the Center in various labor positions each day. More precisely, the Center used 15,870 hours of inmate labor during October 2009. Based on the assumption that this labor could have been obtained at the current minimum wage, a salary savings of \$115,057.50 was achieved. For Fiscal Year 2010 this has represented a cost savings of \$494,415.02.

Special Projects

The Georgia Public Safety Training Center takes its stewardship role very seriously when dealing with Georgia's natural resources. It was rewarding to learn that several of the State's Water Conservation recommendations were already in place on our campus. As with any plan, communication, education, and action are key components. The Training Center is in the process of replacing older fixtures with newer, low flow models. We are tracking water savings and publishing the results to the Training Center staff through our monthly Customer Service newsletter and provide reminders and conservation tips on our intranet website. During our student orientation at the start of each course, the coordinator will solicit the help of the class to participating in the state's water conservation efforts. As always, the Center conducts training with resource conservation in mind.

Physical Plant	October 2009	October 2008	FY 2010 YTD	FY 2009 YTD
Water Usage	1,139,000	1,018,300	5,013,000	6,471,000

ADMINISTRATION

Georgia Public Safety Memorial

The Georgia Public Safety Memorial was dedicated on June 10, 1997, to honor those public safety officers killed in the line of duty. The Memorial Committee is comprised of public safety practitioners representing a comprehensive profile of public safety agencies in Georgia. The committee has established criteria for approving officers who have been killed in the line of duty for inclusion on the memorial. The committee makes their recommendation to the Georgia Board of Public Safety for final authorization for engraving the officer's name on the memorial. To date, there have been 811 names of officers submitted to the committee for consideration. The status of those submitted is as follows:

Engraved	680
File - Name Only	26
File - Documentation	54
Denied	10
Not Qualified	3
Remanded	38
Total	811

In calendar year 2009, there have been two (2) line of duty deaths submitted to the Training Center:

Derek North	Stockton-Lanier Co. VFD	February 23, 2009
Terrell "Terry" Lee Adams	Tifton Police Department	April 22, 2009

Personnel

The Training Center currently employs 160 full-time employees, 1 contract employee and 24 part-time employees. Of the full-time employee population, 48% are female and 18% are of minority ethnic origin. 24% of the instructional staff is minority, 8% by ethnic origin and 16% female. 33% of the Training Center's management team is minority, 33% by gender and 0% by ethnic origin. Approximately 78% of Training Center employees are 40 years of age or older, 46% have completed two years or more of college and 65% have more than five (5) years of service with the state. The median annual salary for Center employees is \$37,000 as opposed to \$29,399 for all state employees.¹

Legal Issues

The Training Center received one request under the Opens Records Act during October 2009 for training materials. This request was handled in a timely manner.

¹Based on figures provided by Georgia Merit System. Includes all full-time (at least 35 hours/wk), classified & unclassified employees. Does not include county school system, Board of Regents employees.

**GPSTC FY 2010
QUARTERLY EXPENDITURE REPORT
As of October 31, 2009**

	ADJ AOB	EXPENDITURES	BALANCE	YTD PCT EXP
GEORGIA FIRE ACADEMY				
State Funds	\$1,258,901	\$363,695	\$895,206	29%
Revenue/Other Funds	\$67,327	\$18,248	\$49,079	27%
Federal Funds	\$818,048	\$130,459	\$687,589	16%
FIRE ACADEMY - TOTAL FUNDS	\$2,144,276	\$512,402	\$1,631,874	24%

GEORGIA POLICE ACADEMY				
State Funds	\$1,236,748	\$359,698	\$877,050	29%
Revenue Funds	\$356,160	\$43,890	\$312,270	12%
Federal Funds	\$1,119,977	\$289,840	\$830,137	26%
POLICE ACADEMY - TOTAL FUNDS	\$2,712,885	\$693,429	\$2,019,456	26%

GEORGIA PUBLIC SAFETY TRAINING CENTER				
State Funds	\$7,887,410	\$2,457,590	\$5,429,820	31%
Revenue/Other Funds	\$2,003,793	\$630,724	\$1,373,069	31%
Federal Funds	\$0	\$0	\$0	0%
GPSTC - TOTAL FUNDS	\$9,891,203	\$3,088,314	\$6,802,889	31%

TOTAL STATE FUNDS	\$10,383,059	\$3,180,983	\$7,202,076	31%
TOTAL REVENUE/OTHER FUNDS	\$2,427,280	\$692,863	\$1,734,417	29%
TOTAL FEDERAL FUNDS	\$1,938,025	\$420,299	\$1,517,726	22%
TOTAL FUNDS	\$14,748,364	\$4,294,145	\$10,454,219	29%

1. Through October of FY 2010, GPSTC's total state fund expenditure is 31% of the Governor's Recommended Budget of \$10,383,059 (reflects 5% withhold and furlough).

FEDERAL FUND DETAIL/ GRANT TITLES	ADJ AOB	EXPENDITURES	BALANCE	YTD PCT	GRANT CLOSING DATE
FEMA NFA Training	\$45,350	\$17,244	\$28,126	38%	09/14/2009
GOHS Drug Recognition	\$453,081	\$94,708	\$358,373	21%	09/30/2009
GOHS Speed Detection	\$40,025	\$11,127	\$28,898	28%	09/30/2009
Forestry Grant Federal Funds	\$31,740	\$7,700	\$24,040	24%	12/31/2009
GEMA NIMS State	\$184,153	\$0	\$184,153	0%	02/28/2010
GEMA Strategic Anti-Terrorism	\$369,466	\$83,109	\$286,357	22%	02/28/2010
GEMA ODP NIMS Local	\$310,169	\$52,231	\$257,938	17%	02/28/2010
GEMA NIMS IMT	\$246,636	\$53,303	\$193,333	22%	02/28/2010
CJCC Narcotic	\$90,003	\$51,268	\$38,735	57%	06/30/2010
CJCC VAW & Domestic Violence	\$167,402	\$49,630	\$117,772	30%	12/31/2010
TOTAL FEDERAL FUNDS	\$1,938,025	\$420,299	\$1,517,726	22%	

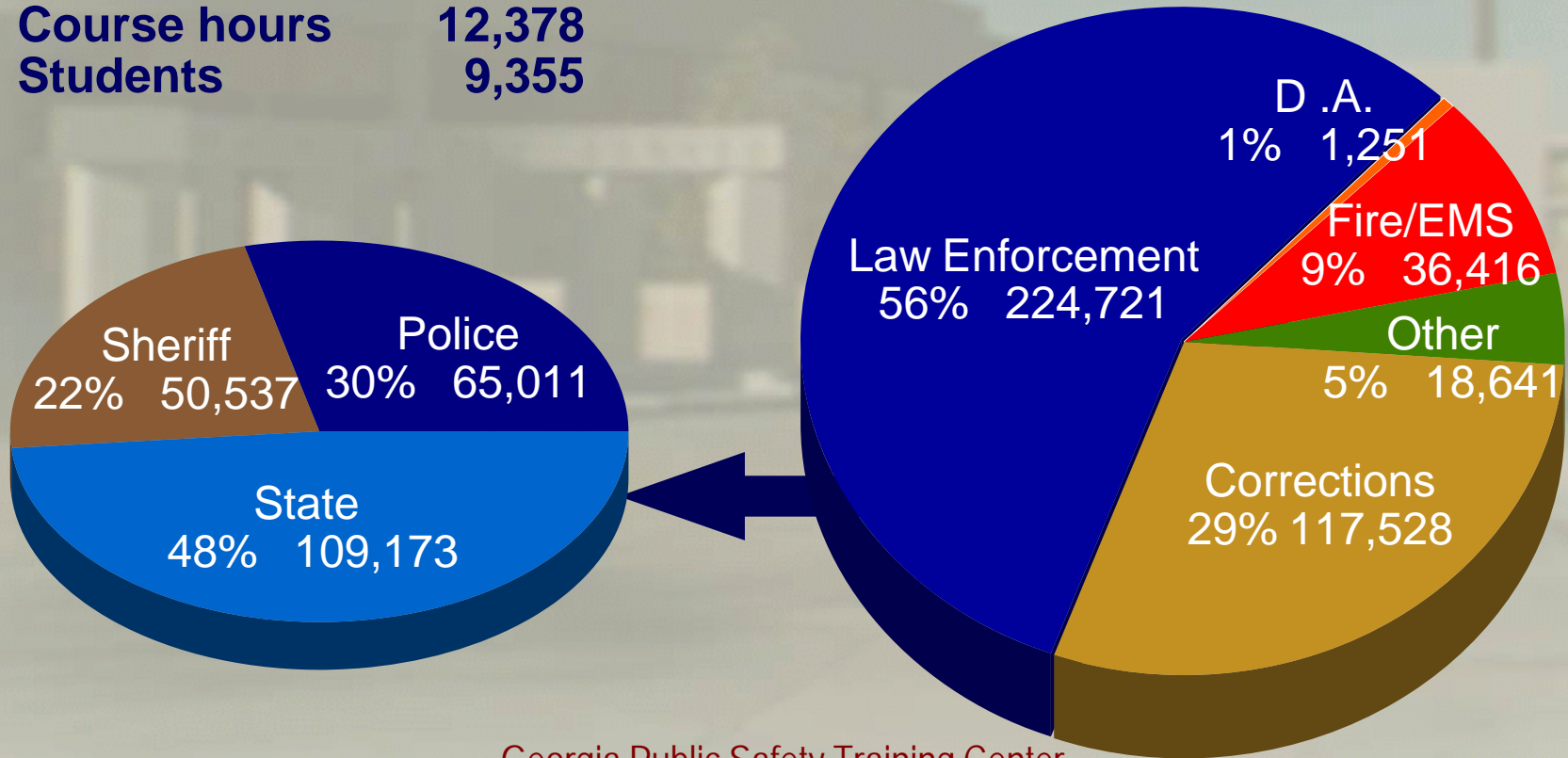
APPENDIX

On Campus Contact Hours

FY 2010 Year to Date
July 1 - October 31

Other Activity	
Courses	382
Course hours	12,378
Students	9,355

Total contact hours 398,557

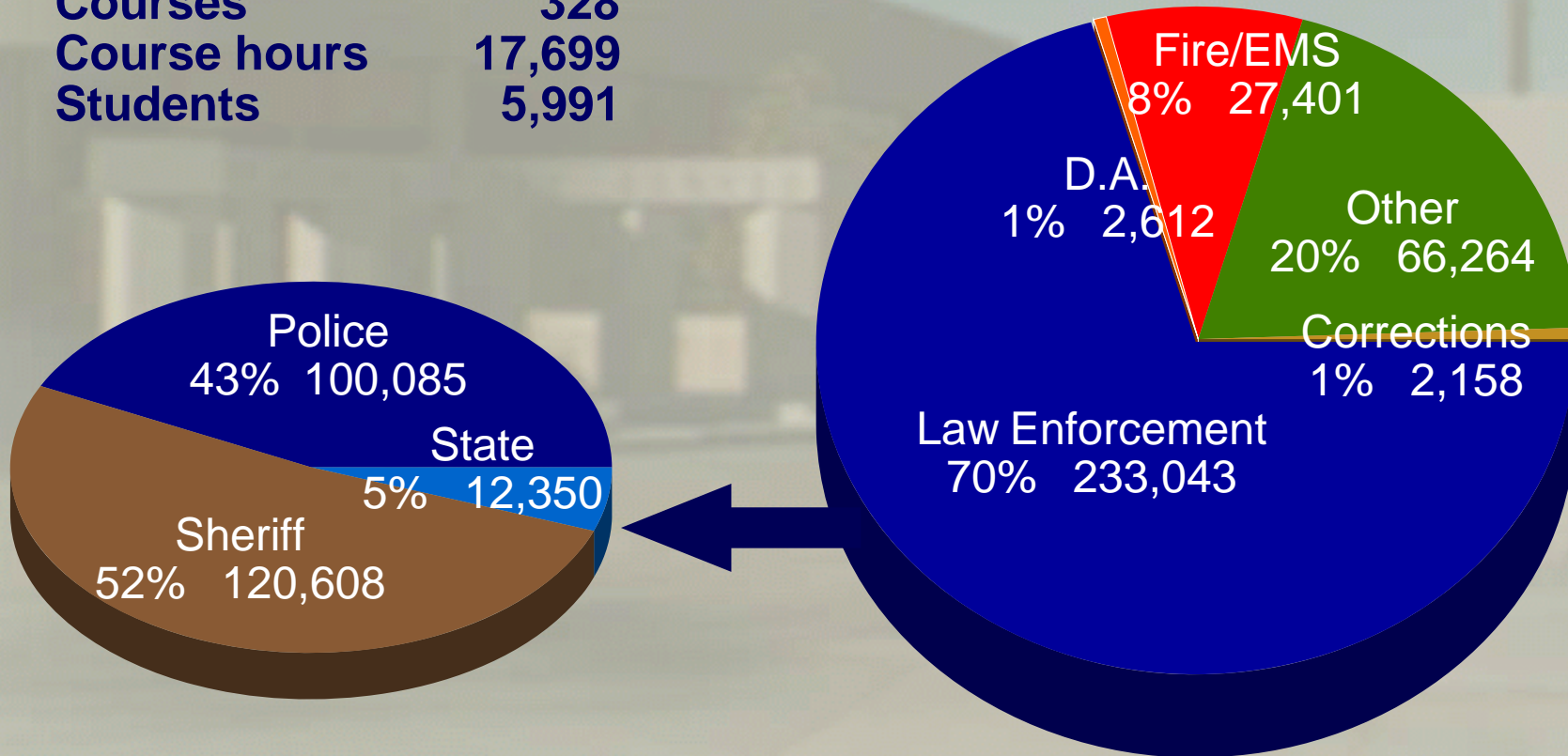


Off Campus Contact Hours

FY 2010 Year to Date
July 1 - October 31

Other Activity	
Courses	328
Course hours	17,699
Students	5,991

Total contact hours 331,478



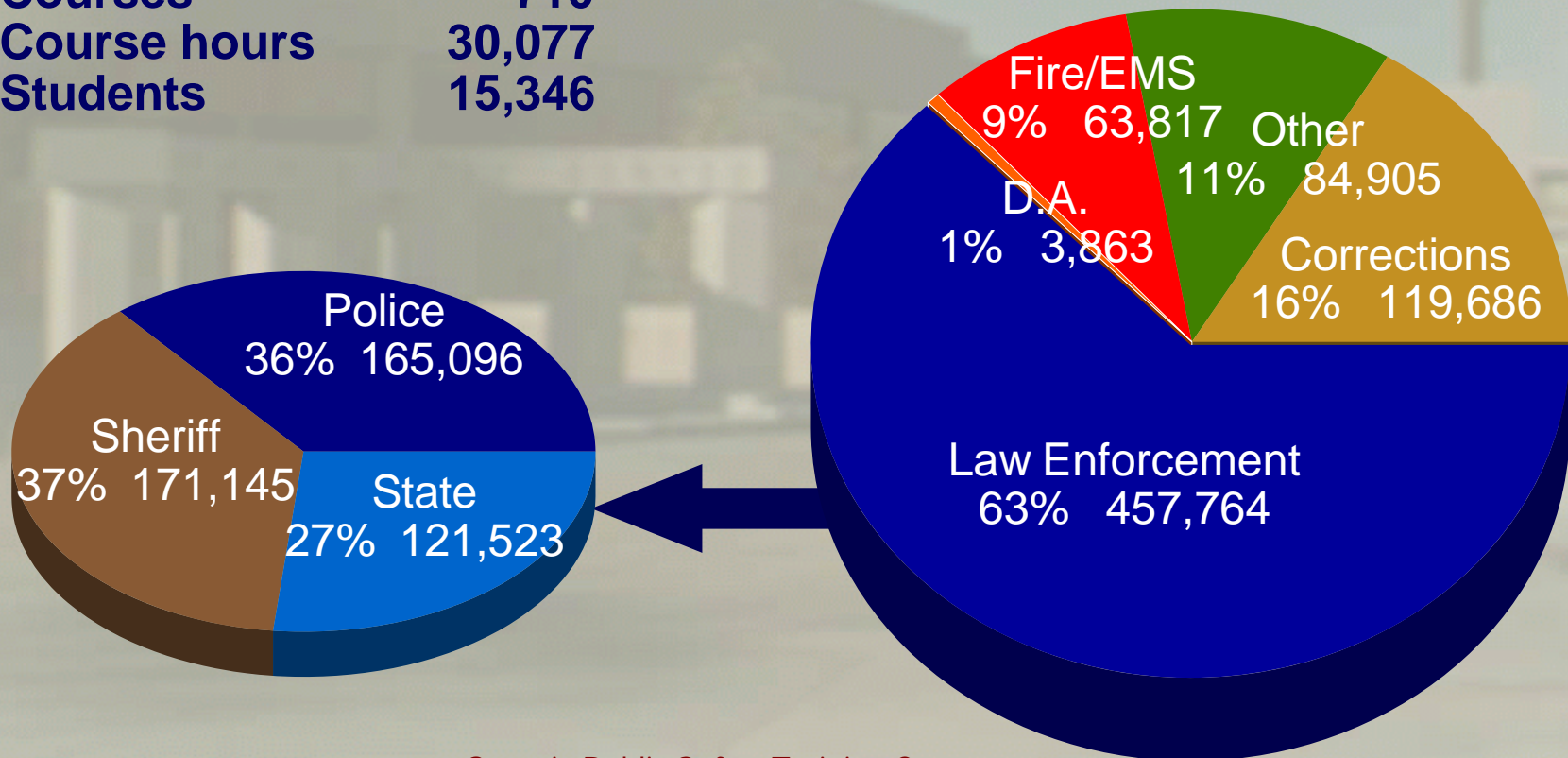
Georgia Public Safety Training Center and Regional Academies

Combined Contact Hours

FY 2010 Year to Date
July 1 - October 31

Other Activity	
Courses	710
Course hours	30,077
Students	15,346

Total contact hours 730,035



Georgia Public Safety Training Center