

**GEORGIA PUBLIC SAFETY TRAINING CENTER
MONTHLY REPORT
January 2010**

OPERATIONS

A comparison of monthly and year-to-date training activities for FY 2010 and FY 2009 are summarized in the following tables that includes on-site and off-site programs. A more detailed graphic representation of year-to-date training activities is attached as a separate Acrobat Reader file entitled "Year-to-date Training Statistics – December."

Total (On and Off Site)

	December 2009	December 2008	FY 2010 YTD	FY 2009 YTD
Courses	122	149	1,000	1,499
Course Hours	2,621	3,482	37,398	56,554
Students	2,398	3,060	20,915	32,098
Contact Hours	52,628	102,390	871,984	1,319,936

On-Campus

	December 2009	December 2008	FY 2010 YTD	FY 2009 YTD
Courses	70	83	554	651
Course Hours	1,551	2,238	16,511	19,816
Students	1,634	1,944	13,226	15,516
Contact Hours	34,022	76,018	488,693	614,289

Off-Campus

	December 2009	December 2008	FY 2010 YTD	FY 2009 YTD
Courses	52	66	446	848
Course Hours	1,070	1,244	20,887	36,738
Students	764	1,116	7,689	16,582
Contact Hours	18,606	26,372	383,291	705,647

BASIC TRAINING

Law Enforcement

Basic Training Division conducts Basic Law Enforcement Training Courses throughout the state through our Regional and Contract Academy system. GPSTC has seven (7) regional and three (3) contract academies. The off-site academies also conduct Basic Jail Courses, Advanced/Intermediate Courses and In-service Courses. Our division is also responsible for the deliver of on-site Basic Jail, Driver Training and Basic Communications Courses.

Contract Academies

	December 2009	December 2008	FY 2010 YTD	FY 2009 YTD
Courses	5	4	37	44
Course Hours	400	384	3,912	4,888
Students	99	103	821	1,229
Contact Hours	7,344	10,224	83,199	169,032

Regional Academies

	December 2009	December 2008	FY 2010 YTD	FY 2009 YTD
Courses	26	28	222	212
Course Hours	1,069	930	11,736	12,151
Students	503	638	4,241	4,471
Contact Hours	25,485	37,398	272,004	697,990

Basic Training Division – Forsyth Campus

	December 2009	December 2008	FY 2010 YTD	FY 2009 YTD
Courses	7	8	149	49
Course Hours	160	224	1,487	1,322
Students	132	171	1,030	928
Contact Hours	3,383	6,008	31,023	36,398

GEORGIA POLICE ACADEMY

Georgia Police Academy Division conducts advanced and specialized training programs specific to law enforcement, such as criminal investigations, traffic accident reconstruction, firearms training, management/supervision, drug training, terrorism intelligence, and other specific police programs. The Coroners training program is also conducted through the Police Academy Division.

Total (On and Off Site)

	December 2009	December 2008	FY 2010 YTD	FY 2009 YTD
Courses	27	25	197	188
Course Hours	706	687	5,725	5,508
Students	586	469	4,580	4,206
Contact Hours	15,600	16,301	138,731	131,932

Coroners' Training Council

The Georgia Coroner's Training Council is administratively attached to the Training Center, and its members are appointed by the Board of Public Safety with the exception of the Council Secretary who is a designee of the Director of the Training Center. The Training Center delivers Basic and In-Service training for Coroners and Deputy Coroners and all training is conducted on a tuition basis. Under O.C.G.A. §45-16-6, during each calendar year, every coroner and deputy coroner is required to take a training course approved by the Georgia Coroner's Training Council and provided by the

Georgia Police Academy. To date, there are 154 Coroners and 246 Deputy Coroners certified by the Council. The table below reflects courses delivered on-site and off-site. There have been four (4) 24-hour In-service Course conducted off-sites: Savannah, Albany, Athens and Rome.

Total (On and Off Site)

	December 2009 Courses	Courses YTD 2009	Students YTD 2009
In-Service On-Site (24-hrs)	2	8	193
In-Service Off-Site (24-hrs)	1	4	166
Basic Programs (40-hrs)	1	2	28
Total	4	14	387

GEORGIA FIRE ACADEMY

Georgia Fire Academy Division conducts training for all fire departments in the state: career, volunteer and departments that are a combination of both. This includes the Basic Firefighter Course, Basic Structural Fire Control and advanced and specialized topics in areas such as technical rescue, hazardous materials, fire inspection, fire instructors, fire safety educators, incident management, supervision, management, leadership and other classes leading to certifications. These include the state certifications through the Firefighter Standards and Training Council and the national certifications through the Pro Board. The Fire Academy Division also manages the NIMS training grants for all disciplines in public safety and state government. Many courses are brought to the local fire departments at their site, traditionally over half the activity occurred off the GPSTC campus. The Fire Academy also operates seven (7) regional training buildings for conducting live fire exercises. These facilities are open to local departments for their use; when used for live fire, academy staff is sent from Forsyth to be on site. The table below reflects the On-Campus and Off-Campus delivery.

Total (On and Off Site)

	December 2009	December 2008	FY 2010 YTD	FY 2009 YTD
Courses	20	30	182	266
Course Hours	322	691	3,616	6,404
Students	394	589	3,805	5,405
Contact Hours	6,850	14,586	79,659	130,050

Fire Station

The Georgia Public Safety Training Center has a fully operational and compliant volunteer fire department located at the fire training facility on campus. This department is staffed with Fire Academy employees and inmate firefighters. The primary duty of the fire department is to support the fire training complex. In addition, the Center Fire Department responds to emergency calls on the GPSTC campus. We also have mutual aid agreements with Monroe County, City of Forsyth, Butts County, City of Jackson, Lamar County, City of Barnesville and the Georgia Diagnostic & Classification Prison. These agreements provide fire and emergency assistance on an as needed basis.

During the period of July 1, 2009 – December 31, 2009, a total of thirteen (13) emergency calls were answered. Of these, eight (8) were calls for emergency medical assistance on the GPSTC campus, and five (5) was requested standby for response on the GPSTC campus.

INSTRUCTIONAL SERVICES DIVISION

The Instructional Services Division (ISD) conducts instructor and staff development training, manages the master course file system, and leads curriculum development and management efforts for the Center. We are responsible for the development and deployment of our online training initiative and we provide support for the training programs of other divisions through our multimedia services which include photography, videography, and training media development.

Total (On Campus and Online)

	December 2009	December 2008	FY 2010 YTD	FY 2009 YTD
Courses	1	0	15	11
Course Hours	40	0	467	434
Students	8	0	296	120
Contact Hours	320	0	7,660	7,120

TECHNICAL/FACILITY SCHEDULING

Registration

Course Registration: The Training Center received and processed 10,604 applications for “open enrollment courses” during the period of July 1, 2009 – December 31, 2009. Of these applications, 7,601 or 71.7% were accommodated. Of the 3,003 applications not accommodated, 13 or 0.1% were scheduled to attend a future offering of the course for which they applied; 74 or 0.7% were rejected for failing to meet course prerequisites; and the remaining 2,916 or 27.5% were for classes that were either cancelled or at capacity, or the student/agency voluntarily cancelled the slot.

Dormitory: The Training Center dormitory consists of 256 rooms with 500 beds. During the period of July 1, 2009 – December 31, 2009, the Center received and processed 24,291 lodging requests for Sunday night through Thursday night lodging. Of these, 24,291 or 100% were accommodated in the Training Center Dormitory. The average “percent of capacity” rate was 37.3%.

FY 2010	July	Aug	Sept	Oct	Nov	Dec
% of Capacity	49%	42%	37%	42%	43%	37%

Facility Requests: The Training Center received and processed 1,151 “on-campus facility requests” during the period of July 1, 2009 – December 31, 2009. Of these requests, 1,148 or 99.74% were accommodated. 854 or 74.37% of the facility requests were for training courses, while the remaining 294 or 25.63% were associated with meetings and conferences.

Computer Operations

The Training Center’s Technology Operations continue to be responsive in updating all web content and materials, plus integrating the web-based registration system with the in-house student database. The web site can be found at www.gpstc.georgia.gov. During the month of December, the web site had 688,163 hits by 8,388 different visitors. For FY 2010, the website has had 4,118,154 hits by 49,763 different visitors. Currently, the Center has issued 1,522 agency registration passwords and 15,994 individual student transcript passwords. During December, the Training Center processed 1,726 applications with 1,238 applications entered by agencies over the Internet.

Printing Operations

The Training Center Print Shop provides a full complement of printing services to both resident and nonresident agencies. It is supervised by a Manager and staffed with inmate labor. Most of the printing is in the form of “quick copy” to be used as handout material in various training programs. However, there is a significant volume of printing in the form of manuals and booklets, which require covers and binding. The following table reflects monthly and year-to-date requests for printing and the number of impressions produced.

	December 2009	December 2008	FY 2010 YTD	FY 2009 YTD
Requests	160	229	1,112	1,268
Impressions	145,219	570,840	2,530,896	3,192,153

Media Services

The Technical Services Section provides, as a priority, computer and audiovisual support for all classroom activities. These services include both on-site and off-site computer support for staff and instructors, computer support for two (2) on-site PC Labs, classroom setup, maintaining equipment, responding to technical problems, and assisting instructors with the proper use and application of the various A/V applications. Additionally, the section provides assistance with the documentation of classes with high liability potential. The following table presents the monthly and year-to-date activities.

Technical Services	December 2009	December 2008	FY 2010 YTD	FY 2009 YTD
PC Helpdesk Requests	26	23	236	302
A/V Service requests	168	178	1,414	1,253

SUPPORT SERVICES

Food Service

During December 2009, the Training Center’s Food Services operation provided 77,109 meals for students, staff, visitors, and inmates. On average the Center provided approximately 2,487 meals per day. Roughly 76% were provided for the inmate population at the Burruss Correctional Facility, 16% were provided for the inmate population at Monroe County Sheriff’s Department while the remaining 8% comprised cafeteria, banquet, and break activity.

Inmate Labor

Of the 808 inmate beds at the Burruss Correctional Training Center, an average of 68 inmates was used by GPSTC in various labor positions each day during the month of December 2009. The use of this labor equates to 13,702 hours of inmate labor. Based on the assumption that this labor could have been obtained at the current minimum wage, a cost avoidance of \$70,499 was achieved.

Special Projects

The Georgia Public Safety Training Center takes its stewardship role very seriously when dealing with Georgia’s natural resources. It was rewarding to learn that several of the State’s Water Conservation recommendations were already in place on our campus. As with any plan, communication, education, and action are key components. The Training Center has accepted the

“Governor’s Energy Challenge” and has re-energized its conversation efforts by working closely with utility providers, staff from the Georgia Environmental Facilities Authority and the GPSTC “Green” committee to reduce our energy consumption. We are tracking our utility usage and publishing the results to the Training Center staff through our quarterly Customer Service newsletter and provide reminders and conservation tips on our intranet website. During our student orientation at the start of each course, the coordinator solicits the help of the class to participate in the state’s energy conservation efforts. As always, the Center conducts training with resource conservation in mind.

Physical Plant	December 2009	December 2008	FY 2010 YTD	FY 2009 YTD
Water Usage (gals)	883,000	607,000	6,587,000	7,945,000
Natural Gas Usage (cf)	2,829,739	2,860,330	9,649,382	9,004,277
Electricity Usage (KwH)	466,705	476,349	2,593,234	3,246,397

ADMINISTRATION

Georgia Public Safety Memorial

The Georgia Public Safety Memorial was dedicated on June 10, 1997, to honor those public safety officers killed in the line of duty. The Memorial Committee is comprised of public safety practitioners representing a comprehensive profile of public safety agencies in Georgia. The committee has established criteria for approving officers who have been killed in the line of duty for inclusion on the memorial. The committee makes their recommendation to the Georgia Board of Public Safety for final authorization for engraving the officer’s name on the memorial. To date, there have been 811 names of officers submitted to the committee for consideration. The status of those submitted is as follows:

Engraved	680
File - Name Only	26
File - Documentation	54
Denied	10
Not Qualified	3
Remanded	38
Total	811

In calendar year 2009, there have been seven (7) line of duty deaths submitted to the Training Center:

James Frederick Norman	Cobb County Police Department	February 14, 2009
Derek North	Stockton-Lanier Co. VFD	February 23, 2009
Terrell “Terry” Lee Adams	Tifton Police Department	April 22, 2009
James Cannon	GA Department of Corrections	August 20, 2009
Mike Adcock	Walton County Sheriff’s Office	October 16, 2009
Gary David Street	Eastlake Sinclair Volunteer Fire	October 17, 2009
Paul Holmes	Douglas County Fire Department	December 26, 2009

Personnel

The Training Center currently employs 160 full-time employees, 1 contract employee and 23 part-time employees. Of the full-time employee population, 47% are female and 18% are of minority

ethnic origin. 25% of the instructional staff is minority, 9% by ethnic origin and 16% female. 30% of the Training Center's management team is minority, 30% by gender and 0% by ethnic origin. Approximately 79% of Training Center employees are 40 years of age or older, 46% have completed two years or more of college and 70% have more than five (5) years of service with the state. The median annual salary for Center employees is \$36,992 as opposed to \$29,399 for all state employees.¹

Legal Issues

The Training Center received one request under the Opens Records Act during December 2009 for student transcript. This request was handled in a timely manner.

¹Based on figures provided by Georgia Merit System. Includes all full-time (at least 35 hours/wk), classified & unclassified employees. Does not include county school system, Board of Regents employees.

**GPSTC FY 2010
QUARTERLY EXPENDITURE REPORT
As of December 31, 2009**

	ADJ AOB	EXPENDITURES	BALANCE	YTD PCT EXP
GEORGIA FIRE ACADEMY				
State Funds	\$1,260,831	\$537,949	\$722,882	45%
Revenue/Other Funds	\$67,327	\$30,408	\$36,919	45%
Federal Funds	\$818,048	\$191,397	\$626,651	23%
FIRE ACADEMY - TOTAL FUNDS	\$2,146,206	\$759,754	\$1,386,452	35%

GEORGIA POLICE ACADEMY				
State Funds	\$1,239,419	\$550,503	\$688,916	44%
Revenue Funds	\$356,160	\$62,371	\$293,789	18%
Federal Funds	\$1,133,780	\$427,084	\$706,696	38%
POLICE ACADEMY - TOTAL FUNDS	\$2,728,359	\$1,039,957	\$1,689,402	38%

GEORGIA PUBLIC SAFETY TRAINING CENTER				
State Funds	\$7,889,355	\$3,689,574	\$4,209,781	47%
Revenue/Other Funds	\$2,203,613	\$1,109,995	\$1,093,618	50%
Federal Funds	\$0	\$0	\$0	0%
GPSTC - TOTAL FUNDS	\$10,102,968	\$4,799,569	\$5,303,399	48%

TOTAL STATE FUNDS	\$10,399,605	\$4,778,026	\$5,621,579	46%
TOTAL REVENUE/OTHER FUNDS	\$2,627,100	\$1,202,774	\$1,424,326	46%
TOTAL FEDERAL FUNDS	\$1,951,828	\$618,480	\$1,333,348	32%
TOTAL FUNDS	\$14,978,533	\$6,599,280	\$8,379,253	44%

1. Through December of FY 2010, GPSTC's total state fund expenditure is 46% of the Governor's Recommended Budget of \$10,399,605.

FEDERAL FUND DETAIL/ GRANT TITLES	ADJ AOB	EXPENDITURES	BALANCE	YTD PCT	GRANT CLOSING DATE
GEMA NIMS State	\$184,153	\$0	\$184,153	0%	02/28/2011
GEMA Strategic Anti-Terrorism	\$369,466	\$127,320	\$242,146	34%	02/28/2011
GEMA ODP NIMS Local	\$310,169	\$75,268	\$234,901	24%	02/28/2011
GEMA NIMS IMT	\$246,636	\$88,263	\$158,373	36%	02/28/2011
CJCC Narcotic	\$90,003	\$62,100	\$27,903	69%	06/30/2010
FEMA NFA Training	\$45,350	\$18,606	\$26,744	41%	09/14/2009
GOHS Drug Recognition	\$453,081	\$142,479	\$310,602	31%	09/30/2009
GOHS Speed Detection	\$53,828	\$15,811	\$38,017	29%	09/30/2009
Forestry Grant Federal Funds	\$31,740	\$9,260	\$22,480	29%	12/31/2010
CJCC VAW & Domestic Violence	\$167,402	\$79,374	\$88,028	47%	12/31/2010
TOTAL FEDERAL FUNDS	\$1,951,828	\$618,480	\$1,333,348	32%	

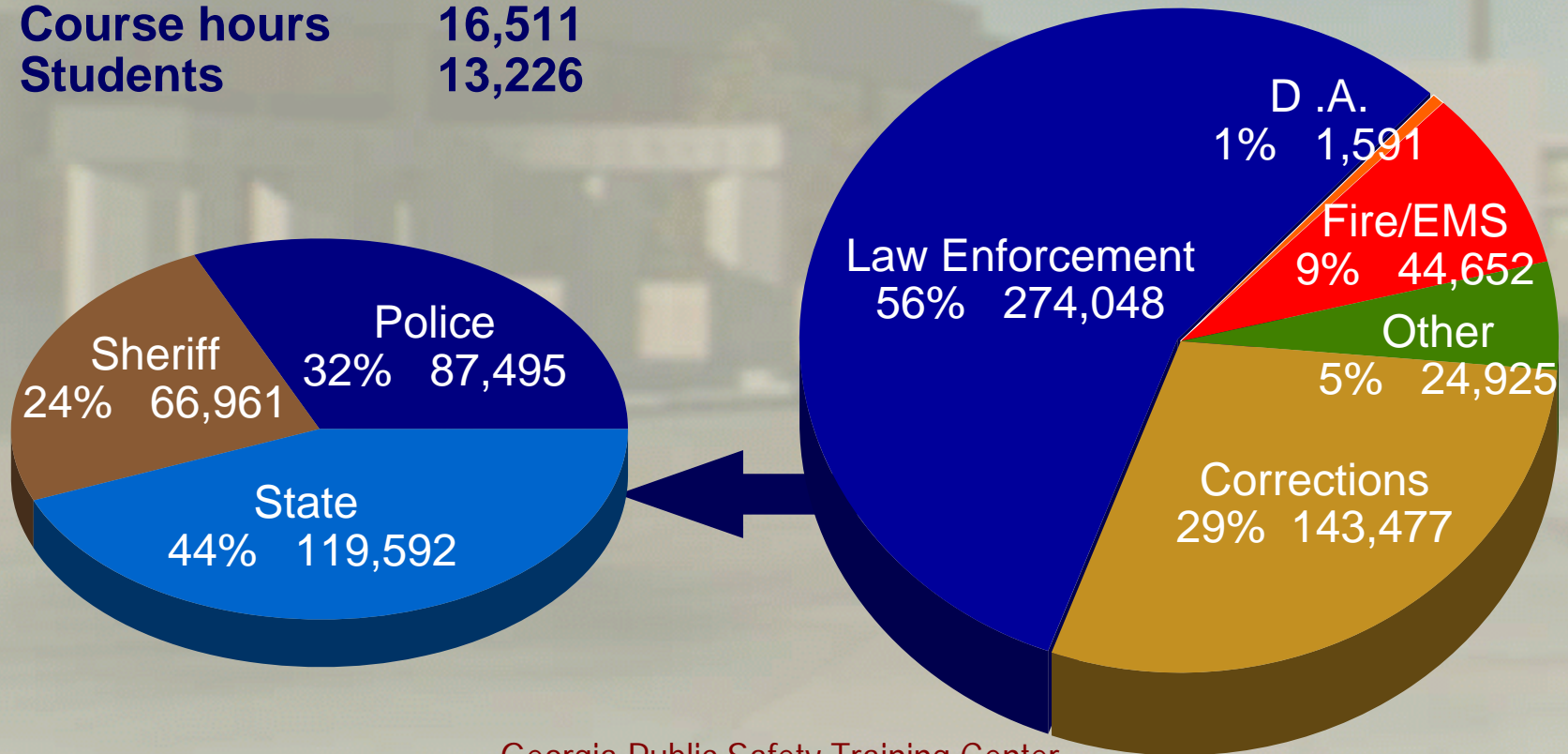
APPENDIX

On Campus Contact Hours

FY 2010 Year to Date
July 1 - December 31

Other Activity	
Courses	554
Course hours	16,511
Students	13,226

Total contact hours 488,693



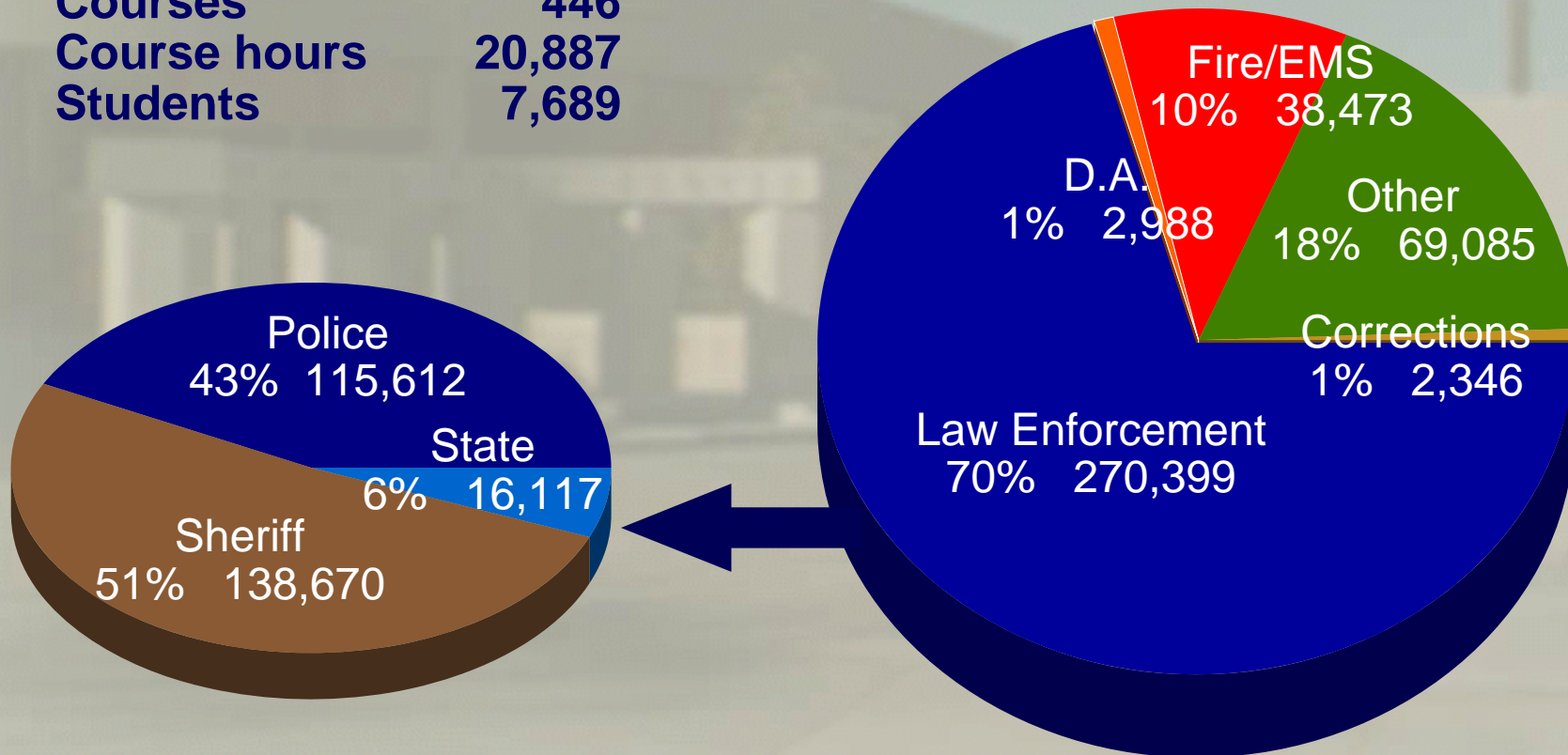
Georgia Public Safety Training Center

Off Campus Contact Hours

FY 2010 Year to Date
July 1 - December 31

Other Activity	
Courses	446
Course hours	20,887
Students	7,689

Total contact hours 383,291



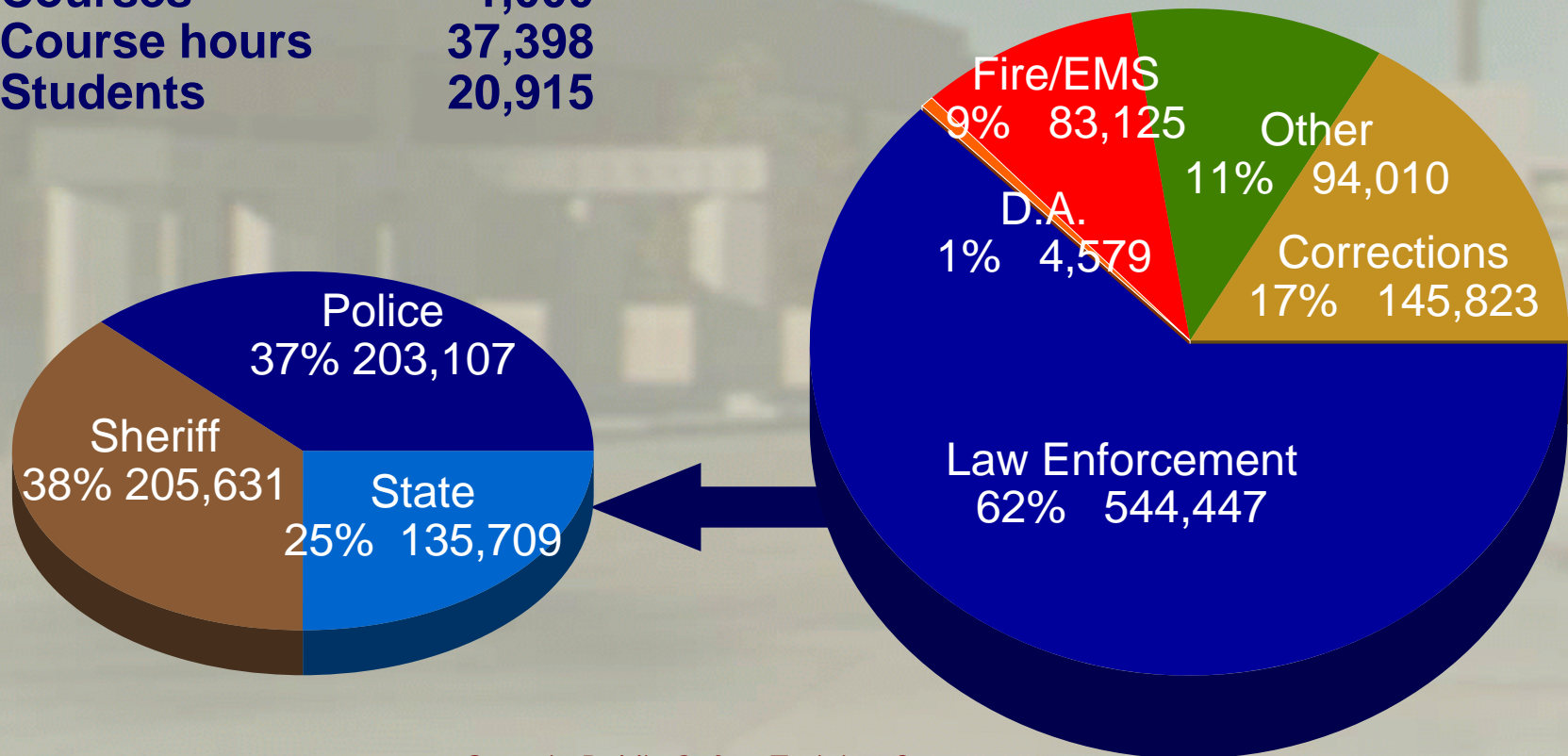
Georgia Public Safety Training Center and Regional Academies

Combined Contact Hours

FY 2010 Year to Date
July 1 - December 31

Other Activity	
Courses	1,000
Course hours	37,398
Students	20,915

Total contact hours 871,984



Georgia Public Safety Training Center