

**GEORGIA PUBLIC SAFETY TRAINING CENTER
MONTHLY REPORT
March 2010**

OPERATIONS

A comparison of monthly and year-to-date training activities for FY 2010 and FY 2009 are summarized in the following tables that includes on-site and off-site programs. A more detailed graphic representation of year-to-date training activities is attached as a separate Acrobat Reader file entitled "Year-to-date Training Statistics – February."

Total (On and Off Site)

	February 2010	February 2009	FY 2010 YTD	FY 2009 YTD
Courses	141	172	1,278	1,801
Course Hours	5,568	5,846	50,461	71,175
Students	3,092	4,066	26,951	39,112
Contact Hours	123,887	129,740	1,168,746	1,646,570

On-Campus

	February 2010	February 2009	FY 2010 YTD	FY 2009 YTD
Courses	72	107	695	842
Course Hours	2,134	2,770	21,027	25,148
Students	1,713	2,641	16,640	19,953
Contact Hours	54,008	69,532	607,509	749,326

Off-Campus

	February 2010	February 2009	FY 2010 YTD	FY 2009 YTD
Courses	69	65	583	959
Course Hours	3,434	3,076	29,434	46,027
Students	1,379	1,425	10,311	19,159
Contact Hours	69,879	60,208	561,237	897,244

BASIC TRAINING

Law Enforcement

Basic Training Division conducts Basic Law Enforcement Training Courses throughout the state through our Regional and Contract Academy system. GPSTC has seven (7) regional and three (3) contract academies. The off-site academies also conduct Basic Jail Courses, Advanced/Intermediate Courses and In-service Courses. Our division is also responsible for the deliver of on-site Basic Jail, Driver Training and Basic Communications Courses.

Contract Academies

	February 2010	February 2009	FY 2010 YTD	FY 2009 YTD
Courses	7	8	52	58
Course Hours	880	1,056	5,375	6,624
Students	149	1,256	1,094	2,666
Contact Hours	18,400	28,168	111,054	225,830

Regional Academies

	February 2010	February 2009	FY 2010 YTD	FY 2009 YTD
Courses	35	23	285	258
Course Hours	2,303	2,296	15,507	16,307
Students	725	497	5,605	5,518
Contact Hours	51,366	52,940	357,634	849,418

Basic Training Division – Forsyth Campus

	February 2010	February 2009	FY 2010 YTD	FY 2009 YTD
Courses	11	10	64	67
Course Hours	316	328	1,987	1,830
Students	244	260	1,361	1,409
Contact Hours	7,500	8,680	42,715	49,214

GEORGIA POLICE ACADEMY

Georgia Police Academy Division conducts advanced and specialized training programs specific to law enforcement, such as criminal investigations, traffic accident reconstruction, firearms training, management/supervision, drug training, terrorism intelligence, and other specific police programs. The Coroners training program is also conducted through the Police Academy Division.

Total (On and Off Site)

	February 2010	February 2009	FY 2010 YTD	FY 2009 YTD
Courses	38	41	267	257
Course Hours	1,122	1,134	7,757	7,432
Students	921	924	6,290	5,732
Contact Hours	28,578	26,032	190,729	176,420

Coroners' Training Council

The Georgia Coroner's Training Council is administratively attached to the Training Center, and its members are appointed by the Board of Public Safety with the exception of the Council Secretary who is a designee of the Director of the Training Center. The Training Center delivers Basic and In-Service training for Coroners and Deputy Coroners and all training is conducted on a tuition basis. Under O.C.G.A. §45-16-6, during each calendar year, every coroner and deputy coroner is required to take a training course approved by the Georgia Coroner's Training Council and provided by the

Georgia Police Academy. To date, there are 154 Coroners and 253 Deputy Coroners certified by the Council. The table below reflects courses delivered on-site and off-site. No off-site courses have been conducted.

Total (On and Off Site)

	February 2010 Courses	Courses YTD 2010	Students YTD 2010
In-Service On-Site (24-hrs)	1	2	18
In-Service Off-Site (24-hrs)	0	0	0
Basic Programs (40-hrs)	0	0	0
Total	1	2	18

GEORGIA FIRE ACADEMY

Georgia Fire Academy Division conducts training for all fire departments in the state: career, volunteer and departments that are a combination of both. This includes the Basic Firefighter Course, Basic Structural Fire Control and advanced and specialized topics in areas such as technical rescue, hazardous materials, fire inspection, fire instructors, fire safety educators, incident management, supervision, management, leadership and other classes leading to certifications. These include the state certifications through the Firefighter Standards and Training Council and the national certifications through the Pro Board. The Fire Academy Division also manages the NIMS training grants for all disciplines in public safety and state government. Many courses are brought to the local fire departments at their site, traditionally over half the activity occurred off the GPSTC campus. The Fire Academy also operates seven (7) regional training buildings for conducting live fire exercises. These facilities are open to local departments for their use; when used for live fire, academy staff is sent from Forsyth to be on site. The table below reflects the On-Campus and Off-Campus delivery.

Total (On and Off Site)

	February 2010	February 2009	FY 2010 YTD	FY 2009 YTD
Courses	40	41	267	338
Course Hours	708	824	5,550	7,964
Students	914	1,015	5,684	7,039
Contact Hours	15,874	20,013	121,225	164,659

Fire Station

The Georgia Public Safety Training Center has a fully operational and compliant volunteer fire department located at the fire training facility on campus. This department is staffed with Fire Academy employees and inmate firefighters. The primary duty of the fire department is to support the fire training complex. In addition, the Center Fire Department responds to emergency calls on the GPSTC campus. We also have mutual aid agreements with Monroe County, City of Forsyth, Butts County, City of Jackson, Lamar County, City of Barnesville and the Georgia Diagnostic & Classification Prison. These agreements provide fire and emergency assistance on an as needed basis.

During the period of July 1, 2009 – February 28, 2010, a total of fifteen (15) emergency calls were answered. Of these, nine (9) were calls for emergency medical assistance on the GPSTC campus and six (6) were requested standby for response on the GPSTC campus.

INSTRUCTIONAL SERVICES DIVISION

The Instructional Services Division (ISD) conducts instructor and staff development training, manages the master course file system, and leads curriculum development and management efforts for the Center. We are responsible for the development and deployment of our online training initiative and we provide support for the training programs of other divisions through our multimedia services which include photography, videography, and training media development.

Total (On Campus and Online)

	February 2010	February 2009	FY 2010 YTD	FY 2009 YTD
Courses	1	1	17	13
Course Hours	80	80	627	594
Students	19	16	324	154
Contact Hours	1,520	1,280	9,900	9,840

TECHNICAL/FACILITY SCHEDULING

Registration

Course Registration: The Training Center received and processed 14,210 applications for “open enrollment courses” during the period of July 1, 2009 – February 28, 2010. Of these applications, 10,198 or 71.8% were accommodated. Of the 4,012 applications not accommodated, 13 or 0.1% were scheduled to attend a future offering of the course for which they applied; 87 or 0.6% were rejected for failing to meet course prerequisites; and the remaining 3,912 or 27.5% were for classes that were either cancelled or at capacity, or the student/agency voluntarily cancelled the slot.

Dormitory: The Training Center dormitory consists of 256 rooms with 500 beds. During the period of July 1, 2009 – February 28, 2010, the Center received and processed 28,360 lodging requests for Sunday night through Thursday night lodging. Of these, 28,360 or 100% were accommodated in the Training Center Dormitory. The average “percent of capacity” rate was 33%.

FY 2010	July	Aug	Sept	Oct	Nov	Dec	Jan	Feb
% of Capacity	49%	42%	37%	42%	43%	37%	34%	33%

Facility Requests: The Training Center received and processed 1,441 “on-campus facility requests” during the period of July 1, 2009 – February 28, 2010. Of these requests, 1,438 or 99.79% were accommodated. 1,060 or 73.70% of the facility requests were for training courses, while the remaining 378 or 26.30% were associated with meetings and conferences.

Computer Operations

The Training Center’s Technology Operations continue to be responsive in updating all web content and materials, plus integrating the web-based registration system with the in-house student database. The web site can be found at www.gpstc.georgia.gov. During the month of February, the web site had 741,290 hits by 9,494 different visitors. For FY 2010, the website has had 5,728,916 hits by 69,876 different visitors. Currently, the Center has issued 1,545 agency registration passwords and 16,286 individual student transcript passwords. During February, the Training Center processed 2,026 applications with 1,353 applications entered by agencies over the Internet.

Printing Operations

The Training Center Print Shop provides a full complement of printing services to both resident and nonresident agencies. It is supervised by a Manager and staffed with inmate labor. Most of the printing is in the form of “quick copy” to be used as handout material in various training programs. However, there is a significant volume of printing in the form of manuals and booklets, which require covers and binding. The following table reflects monthly and year-to-date requests for printing and the number of impressions produced.

	February 2010	February 2009	FY 2010 YTD	FY 2009 YTD
Requests	206	232	1,559	1,684
Impressions	245,200	398,346	3,097,964	4,105,049

Media Services

The Technical Services Section provides, as a priority, computer and audiovisual support for all classroom activities. These services include both on-site and off-site computer support for staff and instructors, computer support for two (2) on-site PC Labs, classroom setup, maintaining equipment, responding to technical problems, and assisting instructors with the proper use and application of the various A/V applications. Additionally, the section provides assistance with the documentation of classes with high liability potential. The following table presents the monthly and year-to-date activities.

Technical Services	February 2010	February 2009	FY 2010 YTD	FY 2009 YTD
PC Helpdesk Requests	43	59	336	396
A/V Service requests	130	208	1,709	1,623

SUPPORT SERVICES

Food Service

During February 2010, the Training Center’s Food Services operation provided 74,054 meals for students, staff, visitors, and inmates. On average the Center provided approximately 2,554 meals per day. Roughly 73% were provided for the inmate population at the Burruss Correctional Facility, 15% were provided for the inmate population at Monroe County Sheriff’s Department while the remaining 12% comprised cafeteria, banquet, and break activity.

Inmate Labor

Of the 808 inmate beds at the Burruss Correctional Training Center, an average of 72 inmates was used by GPSTC in various labor positions each day during the month of February 2010. The use of this labor equates to 9,337 hours of inmate labor. Based on the assumption that this labor could have been obtained at the current minimum wage, a cost avoidance of \$67,691.70 was achieved.

Special Projects

The Georgia Public Safety Training Center takes its stewardship role very seriously when dealing with Georgia’s natural resources. It was rewarding to learn that several of the State’s Water Conservation recommendations were already in place on our campus. As with any plan, communication, education, and action are key components. The Training Center has accepted the

“Governor’s Energy Challenge” and has re-energized its conversation efforts by working closely with utility providers, staff from the Georgia Environmental Facilities Authority and the GPSTC “Green” committee to reduce our energy consumption. We are tracking our utility usage and publishing the results to the Training Center staff through our quarterly Customer Service newsletter and provide reminders and conservation tips on our intranet website. During our student orientation at the start of each course, the coordinator solicits the help of the class to participate in the state’s energy conservation efforts. As always, the Center conducts training with resource conservation in mind.

Physical Plant	February 2010	February 2009	FY 2010 YTD	FY 2009 YTD
Water Usage (gals)	207,000	987,000	7,846,000	10,057,000
Natural Gas Usage (cf)	3,057,470	2,512,116	16,132,706	14,331,033
Electricity Usage (KwH)	427,042	454,410	3,976,809	4,203,685

ADMINISTRATION

Georgia Public Safety Memorial

The Georgia Public Safety Memorial was dedicated on June 10, 1997, to honor those public safety officers killed in the line of duty. The Memorial Committee is comprised of public safety practitioners representing a comprehensive profile of public safety agencies in Georgia. The committee has established criteria for approving officers who have been killed in the line of duty for inclusion on the memorial. The committee makes their recommendation to the Georgia Board of Public Safety for final authorization for engraving the officer’s name on the memorial. To date, there have been 811 names of officers submitted to the committee for consideration. The status of those submitted is as follows:

Engraved	684
File - Name Only	26
File - Documentation	54
Denied	10
Not Qualified	3
Remanded	43
Total	820

In calendar year 2010, there have been two (2) line of duty deaths submitted to the Training Center:

David Dwayne Crawford	Carroll County Sheriff’s Office	February 12, 2010
Mike Vogt	Chattahoochee Hills Police Dept.	February 15, 2010

Personnel

The Training Center currently employs 160 full-time employees, 1 contract employee and 23 part-time employees. Of the full-time employee population, 47% are female and 18% are of minority ethnic origin. 22% of the instructional staff is minority, 8% by ethnic origin and 18% female. 30% of the Training Center’s management team is minority, 30% by gender and 0% by ethnic origin. Approximately 81% of Training Center employees are 40 years of age or older, 46% have completed two years or more of college and 72% have more than five (5) years of service with the state. The

median annual salary for Center employees is \$36,992 as opposed to \$29,399 for all state employees.¹

Legal Issues

The Training Center received four (4) requests under the Opens Records Act during February 2010 for student transcripts and training materials. These requests were handled in a timely manner.

¹Based on figures provided by Georgia Merit System. Includes all full-time (at least 35 hours/wk), classified & unclassified employees. Does not include county school system, Board of Regents employees.

**GPSTC FY 2010
QUARTERLY EXPENDITURE REPORT
As of February 28, 2010**

	ADJ AOB	EXPENDITURES	BALANCE	YTD PCT EXP
GEORGIA FIRE ACADEMY				
State Funds	\$1,260,831	\$701,433	\$559,398	56%
Revenue/Other Funds	\$67,327	\$43,662	\$23,665	65%
Federal Funds	\$818,048	\$224,260	\$593,788	27%
FIRE ACADEMY - TOTAL FUNDS	\$2,146,206	\$969,355	\$1,176,851	45%

GEORGIA POLICE ACADEMY				
State Funds	\$1,239,419	\$709,002	\$530,417	57%
Revenue Funds	\$356,160	\$77,270	\$278,890	22%
Federal Funds	\$1,133,780	\$573,154	\$560,626	51%
POLICE ACADEMY - TOTAL FUNDS	\$2,729,359	\$1,359,425	\$1,369,934	50%

GEORGIA PUBLIC SAFETY TRAINING CENTER				
State Funds	\$7,889,355	\$4,685,337	\$3,214,018	59%
Revenue/Other Funds	\$2,203,613	\$1,523,155	\$680,458	69%
Federal Funds	\$4,500	\$4,500	\$0	100%
GPSTC - TOTAL FUNDS	\$10,107,468	\$6,212,992	\$3,894,476	61%

TOTAL STATE FUNDS	\$10,399,605	\$6,095,772	\$4,303,833	59%
TOTAL REVENUE/OTHER FUNDS	\$2,627,100	\$1,644,087	\$983,013	63%
TOTAL FEDERAL FUNDS	\$1,956,328	\$801,913	\$1,154,415	41%
TOTAL FUNDS	\$14,983,033	\$8,541,772	\$6,441,261	57%

1. Through February of FY 2010, GPSTC's total state fund expenditure is 59% of the Governor's Recommended Budget of \$10,399,605.

FEDERAL FUND DETAIL/ GRANT TITLES	ADJ AOB	EXPENDITURES	BALANCE	YTD PCT	GRANT CLOSING DATE
GILEE	\$4,500	\$4,500	\$0	100%	12/31/2009
GEMA NIMS State	\$184,153	\$3,699	\$180,454	2%	02/28/2011
GEMA Strategic Anti-Terrorism	\$369,466	\$191,963	\$177,503	52%	02/28/2011
GEMA ODP NIMS Local	\$310,169	\$101,707	\$208,462	33%	02/28/2011
GEMA NIMS IMT	\$246,636	\$88,263	\$158,373	36%	02/28/2011
CJCC Narcotic	\$90,003	\$85,414	\$4,589	95%	06/30/2010
FEMA NFA Training	\$45,350	\$21,331	\$24,019	47%	09/14/2009
GOHS Drug Recognition	\$453,081	\$179,078	\$274,003	40%	09/30/2009
GOHS Speed Detection	\$53,828	\$19,600	\$34,228	36%	09/30/2009
Forestry Grant Federal Funds	\$31,740	\$9,260	\$22,480	29%	12/31/2010
CJCC VAW & Domestic Violence	\$167,402	\$97,099	\$70,303	58%	12/31/2010
TOTAL FEDERAL FUNDS	\$1,956,328	\$801,913	\$1,154,415	41%	

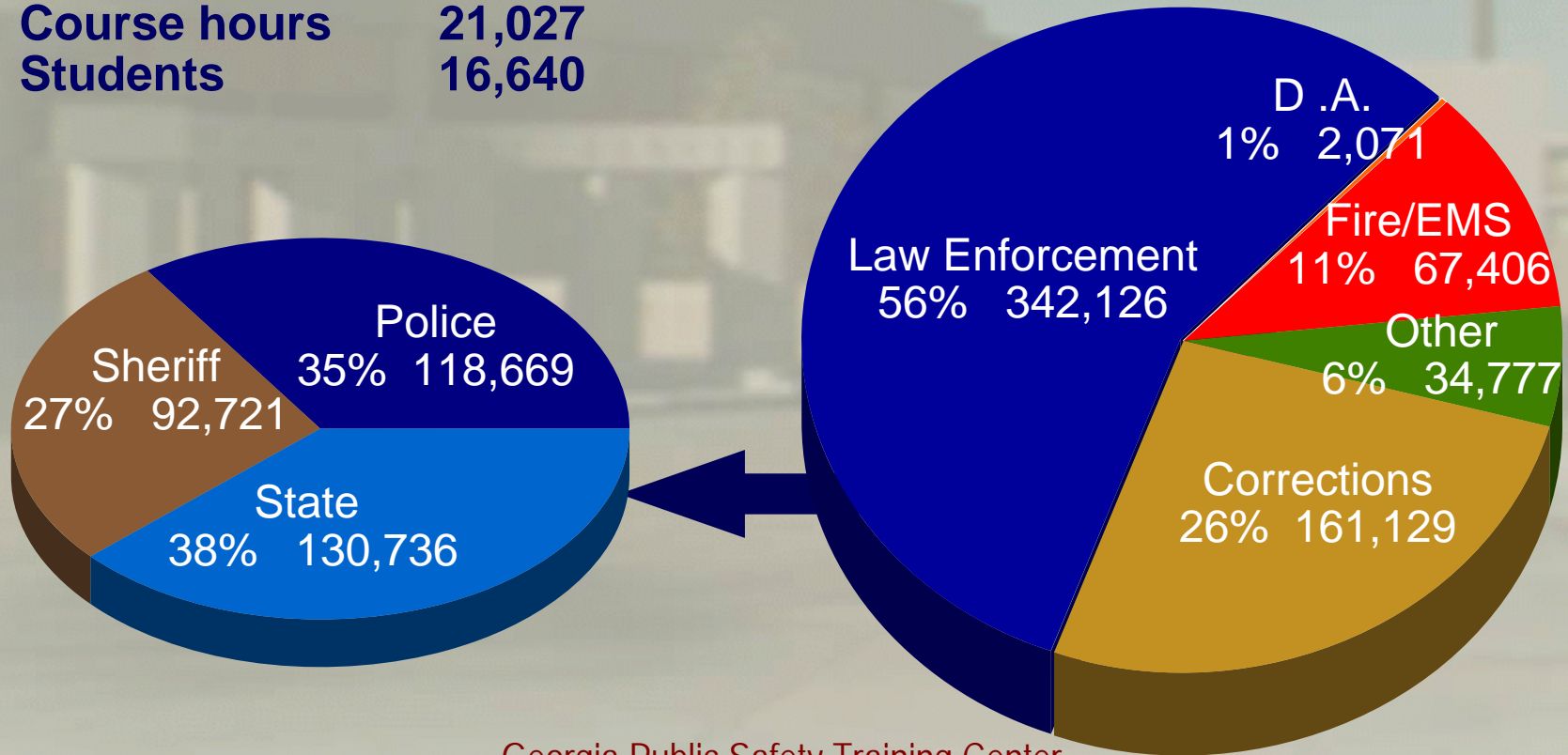
APPENDIX

On Campus Contact Hours

FY 2010 Year to Date
July 1 - February 28

Other Activity	
Courses	695
Course hours	21,027
Students	16,640

Total contact hours 607,509



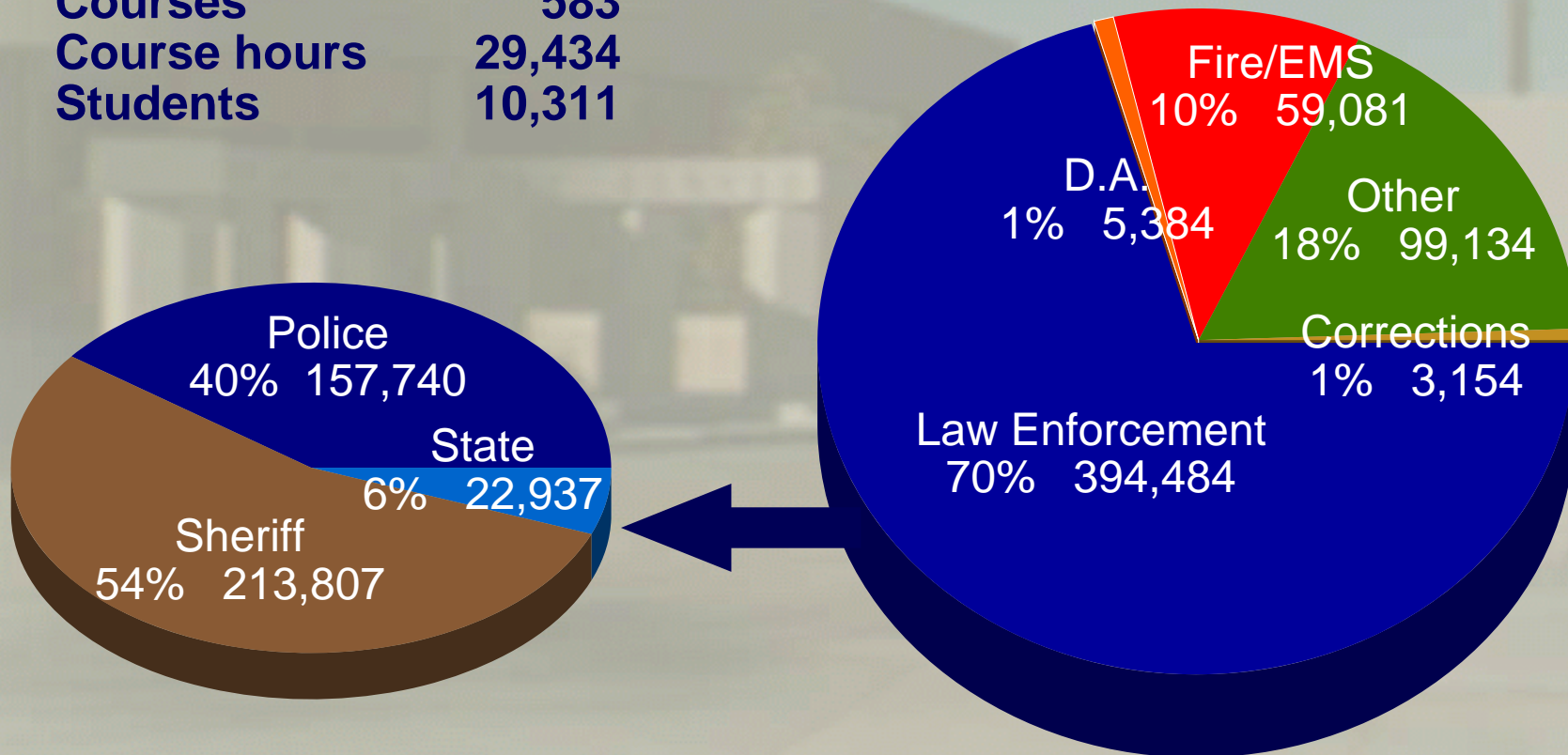
Georgia Public Safety Training Center

Off Campus Contact Hours

FY 2010 Year to Date
July 1 - February 28

Other Activity	
Courses	583
Course hours	29,434
Students	10,311

Total contact hours 561,237



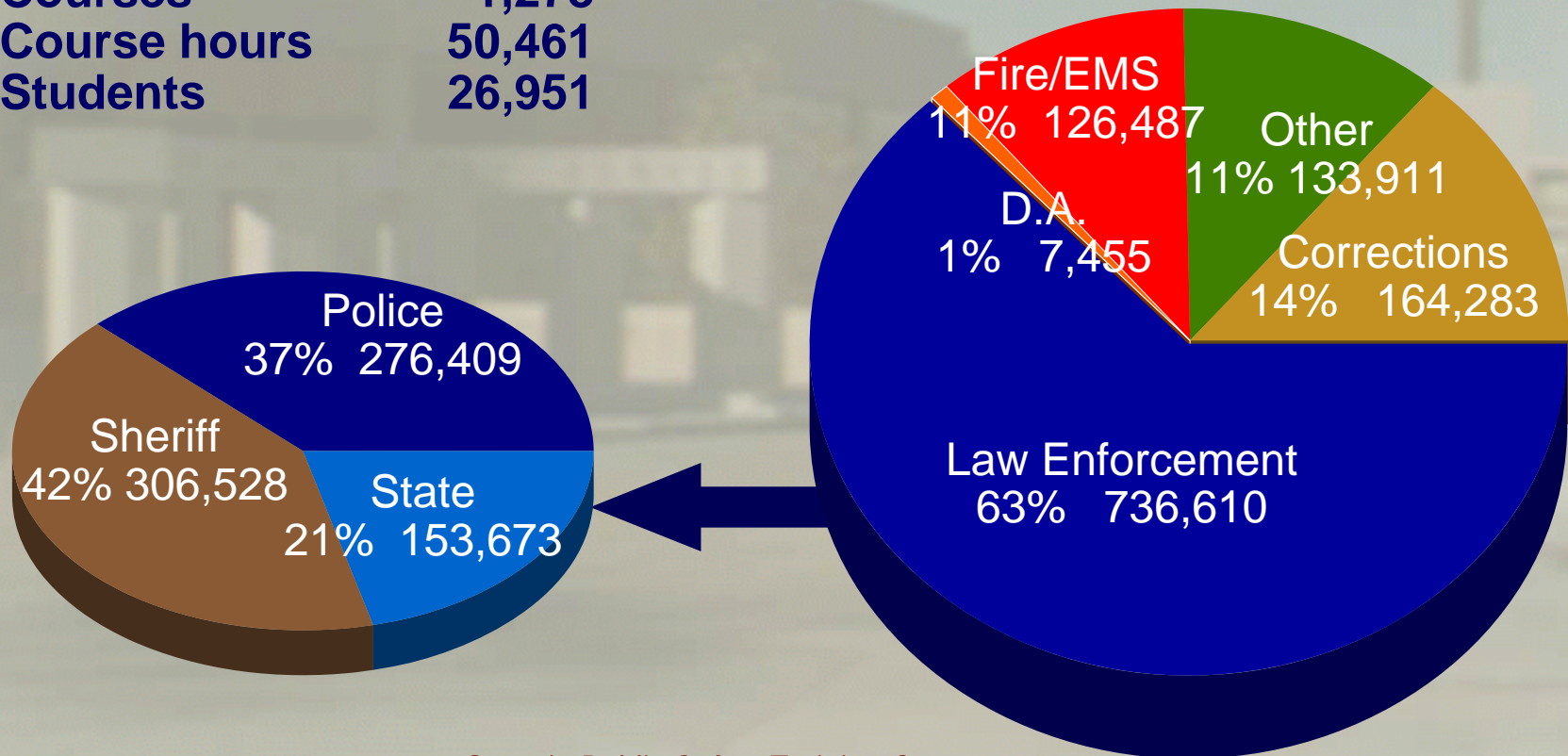
Georgia Public Safety Training Center and Regional Academies

Combined Contact Hours

FY 2010 Year to Date
July 1 - February 28

Other Activity	
Courses	1,278
Course hours	50,461
Students	26,951

Total contact hours 1,168,746



Georgia Public Safety Training Center